

4 - 21	CONSERVATORS
24 - 25	SUPER SUPER LOW ENERGY CHEST FREEZERS
26 - 28	LOW ENERGY CHEST FREEZERS
29 - 31	CHEST FREEZERS
34 - 38	UPRIGHT FREEZERS
40 - 41	CHEST BOTTLE COOLERS
42 - 43	COUNTER TOP BOTTLE COOLERS
44	CAN COOLER & OPEN TOP COOLERS
45 - 49	SINGLE DOOR BOTTLE COOLERS
50 - 51	DOUBLE DOOR BOTTLE COOLERS
52 - 53	SUB- ZERO BOTTLE COOLERS
54 - 60	PREMIUM COOLERS
61	WINE COOLERS
62	OPEN FRONT COOLERS
63	MEDICAL COOLERS
66 - 71	SUPERMARKET FREEZERS AND COOLERS
72	POOL TYPE SHOW CASE
74 - 78	SHOW CASES FOR ICE CREAM
80 - 83	COLD BEVERAGE DISPENSERS
86 - 87	PASTRY DISPLAY CABINETS
90 - 91	WATER DISPENSERS & ICE MAKERS



index



CONSERVATORS

- Available in seven different sizes 100, 200, 300, 400, 500 550, 600 liters for domestic and commercial applications
- Ideal cooling and excellent display for ice cream and frozen food
- Easy-to-move sliding glass lids on aluminum top frame with heat reflective glass and integrated lock
- All faces available for digital or serigraphic printing
- High load limits allowing large internal volume
- Strong wheels for easy movement

CONSERVATORS



UDD 100 SC

Temperature Range [°C]	-12...-22
Climate Class	4(30°C/55% RH)
Gross/net Volume [l]	91/108
Gross/net Weight [kg]	35/43
Dimensions [W*D*H] [mm]	
▪ Internal	450 x 450 x 520
▪ External	568 x 568 x 897
▪ With Packing	600 x 600 x 940
Loadability [pcs]	
▪ 20ft Dc	54
▪ 40ft Dc	120
▪ 40ft Hc	120
▪ 13,6 Mt Truck	176
Shelves/baskets [pcs]	2
Input Power [W]	150
Energy Cons. [kWh/24h]	1,80
Noise Level [dB(A)]	44,5
Type Of Cooling	Mechanical
Power supply [V/Hz]	230/50
Refrigerant (Std/opt)	R404a/R290

UDD 200 SC

Temperature Range [°C]	-12...-22
Climate Class	4(30°C/55% RH)
Gross/net Volume [l]	165/195
Gross/net Weight [kg]	47/58
Dimensions [W*D*H] [mm]	
▪ Internal	600 x 510 x 663
▪ External	719 x 629 x 892
▪ With Packing	740 x 680 x 950
Loadability [pcs]	
▪ 20ft Dc	48
▪ 40ft Dc	102
▪ 40ft Hc	102
▪ 13,6 Mt Truck	114
Shelves/baskets [pcs]	2
Input Power [W]	190
Energy Cons. [kWh/24h]	2,70
Noise Level [dB(A)]	47,5
Type Of Cooling	Mechanical
Power supply [V/Hz]	230/50
Refrigerant (Std/opt)	R404a/R290

UDD 300 SC

Temperature Range [°C]	-12...-22
Climate Class	4(30°C/%55RH)
Gross/net Volume [l]	296/255
Gross/net Weight [kg]	70/56
Dimensions [W*D*H] [mm]	
▪ Internal	890 x 510 x 663
▪ External	1009 x 629 x 892
▪ With Packing	1040 x 680 x 950
Loadability [pcs]	
▪ 20ft Dc	32
▪ 40ft Dc	68
▪ 40ft Hc	68
▪ 13,6 Mt Truck	76
Shelves/baskets [pcs]	4
Input Power [W]	220
Energy Cons. [kWh/24h]	2,90
Noise Level [dB(A)]	52,3
Type Of Cooling	Mechanical
Power supply [V/Hz]	230/50
Refrigerant (Std/opt)	R404a/R290

Options



Basket Separator



Wire Basket



Wire Basket



Color Frame



Branding



Wheels

CONSERVATORS



UDD 400 SC

Temperature Range [°C]	-12...-22
Climate Class	4(30°C / 55 % RH)
Gross/net Volume [l]	385/334
Gross/net Weight [kg]	80/65
Dimensions [W*D*H] [mm]	
▪ Internal	1180 x 510 x 663
▪ External	1298 x 629 x 892
▪ With Packing	1330 x 680 x 950
Loadability [pcs]	
▪ 20ft Dc	24
▪ 40ft Dc	54
▪ 40ft Hc	54
▪ 13,6 Mt Truck	60
Shelves/baskets [pcs]	5
Input Power [W]	300
Energy Cons. [kWh/24h]	4,40
Noise Level [dB(A)]	53,8
Type Of Cooling	Mechanical
Power supply [V/Hz]	230/50
Refrigerant (Std/opt)	R404a/R290



UDD 500 SC

Temperature Range [°C]	-12...-22
Climate Class	4(30°C / 55 % RH)
Gross/net Volume [l]	491/430
Gross/net Weight [kg]	101/85
Dimensions [W*D*H] [mm]	
▪ Internal	1430 x 510 x 663
▪ External	1548 x 629 x 892
▪ With Packing	1585 x 680 x 950
Loadability [pcs]	
▪ 20ft Dc	22
▪ 40ft Dc	48
▪ 40ft Hc	48
▪ 13,6 Mt Truck	54
Shelves/baskets [pcs]	6
Input Power [W]	400
Energy Cons. [kWh/24h]	6,40
Noise Level [dB(A)]	57,3
Type Of Cooling	Mechanical
Power supply [V/Hz]	230/50
Refrigerant (Std/opt)	R404a/R290

Options



Basket Separator



Wire Basket



Wire Basket



Color Frame



Branding



Wheels

CONSERVATORS



UDD 550 SC

Temperature Range [°C]	-12...-22
Climate Class	4(30°C / 55 % RH)
Gross/net Volume [l]	555/486
Gross/net Weight [kg]	114/96
Dimensions [W*D*H] [mm]	
▪ Internal	1630 x 510 x 663
▪ External	1750 x 629 x 892
▪ With Packing	1790 x 680 x 950
Loadability [pcs]	
▪ 20ft Dc	18
▪ 40ft Dc	38
▪ 13,6 Mt Truck	66
Shelves/baskets [pcs]	6
Input Power [W]	420
Energy Cons. [kWh/24h]	6,80
Noise Level [dB(A)]	58,3
Type Of Cooling	Mechanical
Power supply [V/Hz]	230 / 50
Refrigerant (Std/opt)	R404a/R290



UDD 600 SC

Temperature Range [°C]	-12...-22
Climate Class	4(30°C / 55 % RH)
Gross/net Volume [l]	670/620
Gross/net Weight [kg]	120/99
Dimensions [W*D*H] [mm]	
▪ Internal	1930 x 510 x 663
▪ External	2055 x 629 x 892
▪ With Packing	2095 x 680 x 950
Loadability [pcs]	
▪ 20ft Dc	16
▪ 40ft Dc	34
▪ 40ft Hc	34
▪ 13,6 Mt Truck	40
Shelves/baskets [pcs]	8
Input Power [W]	440
Energy Cons. [kWh/24h]	7,20
Noise Level [dB(A)]	59,5
Type Of Cooling	Mechanical
Power supply [V/Hz]	230/50
Refrigerant (Std/opt)	R404a/R290

Options



Basket Separator



Wire Basket



Wire Basket



Color Frame



Branding



Wheels

CONSERVATORS



UDD 100 SCE

Temperature Range [°C]	-12...-22
Climate Class	4(30°C / 55 % RH)
Gross/net Volume [l]	100/85
Gross/net Weight [kg]	49/41
Dimensions [W*D*H] [mm]	
▪ Internal	450 x 450 x 490
▪ External	568 x 568 x 897
▪ With Packing	600 x 600 x 940
Loadability [pcs]	
▪ 20ft Dc	54
▪ 40ft Dc	120
▪ 40ft Hc	120
▪ 13,6 Mt Truck	176
Shelves/baskets [pcs]	2
Input Power [W]	150
Energy Cons. [kWh/24h]	1,80
Noise Level [dB(A)]	44,5
Type Of Cooling	Mechanical
Power supply [V/Hz]	230/50
Refrigerant (Std/opt)	R404a/R290

UDD 200 SCE

Temperature Range [°C]	-12...-22
Climate Class	4(30°C / 55 % RH)
Gross/net Volume [l]	176/157
Gross/net Weight [kg]	57/45
Dimensions [W*D*H] [mm]	
▪ Internal	600 x 495 x 708
▪ External	719 x 615 x 949
▪ With Packing	740 x 680 x 980
Loadability [pcs]	
▪ 20ft Dc	48
▪ 40ft Dc	102
▪ 40ft Hc	102
▪ 13,6 Mt Truck	114
Shelves/baskets [pcs]	2
Input Power [W]	190
Energy Cons. [kWh/24h]	2,70
Noise Level [dB(A)]	47,5
Type Of Cooling	Mechanical
Power supply [V/Hz]	230/50
Refrigerant (Std/opt)	R404a/R290

Options



Wheels



Wire Basket



Basket Separator



Wire Basket



Color Frame



Branding

CONSERVATORS



UDD 300 SCE

Temperature Range [°C]	-12...-22
Climate Class	4(30°C/55% RH)
Gross/net Volume [l]	238/264
Gross/net Weight [kg]	56/70
Dimensions [W*D*H] [mm]	
▪ Internal	890 x 510 x 708
▪ External	1009 x 615 x 949
▪ With Packing	140 x 680 x 980
Loadability [pcs]	
▪ 20ft Dc	34
▪ 40ft Dc	68
▪ 40ft Hc	68
▪ 13,6 Mt Truck	76
Shelves/baskets [pcs]	4
Input Power [W]	220
Energy Cons. [kWh/24h]	2,90
Noise Level [dB(A)]	52,3
Type Of Cooling	Mechanical
Power supply [V/Hz]	230/50
Refrigerant (Std/opt)	R404a/R290



UDD 400 SCE

Temperature Range [°C]	-12...-22
Climate Class	4(30°C/55% RH)
Gross/net Volume [l]	325 / 352
Gross/net Weight [kg]	65 / 81
Dimensions [W*D*H] [mm]	
▪ Internal	1180 x 495 x 708
▪ External	1298 x 615 x 949
▪ With Packing	1330 x 680 x 980
Loadability [pcs]	
▪ 20ft Dc	24
▪ 40ft Dc	54
▪ 40ft Hc	54
▪ 13,6 Mt Truck	60
Shelves/baskets [pcs]	5
Input Power [W]	300
Energy Cons. [kWh/24h]	4,40
Noise Level [dB(A)]	53,8
Type Of Cooling	Mechanical
Power supply [V/Hz]	230/50
Refrigerant (Std/opt)	R404a/R290

Options



Wheels



Wire Basket



Basket Separator



Wire Basket



Color Frame



Branding

CONSERVATORS



UDD 500 SCE

Temperature Range [°C]	-12...-22
Climate Class	4(30°C / 55 % RH)
Gross/net Volume [l]	427/398
Gross/net Weight [kg]	96/79
Dimensions [W*D*H] [mm]	
▪ Internal	1430 x 495 x 708
▪ External	1548 x 615 x 949
▪ With Packing	1585 x 680 x 980
Loadability [pcs]	
▪ 20ft Dc	22
▪ 40ft Dc	48
▪ 40ft Hc	48
▪ 13,6 Mt Truck	54
Shelves/baskets [pcs]	6
Input Power [W]	400
Energy Cons. [kWh/24h]	6,40
Noise Level [dB(A)]	57,3
Type Of Cooling	Mechanical
Power supply [V/Hz]	230/50
Refrigerant (Std/opt)	R404a/R290



UDD 550 SCE

Temperature Range [°C]	-12...-22
Climate Class	4(30°C / 55 % RH)
Gross/net Volume [l]	540/481
Gross/net Weight [kg]	114/96
Dimensions [W*D*H] [mm]	
▪ Internal	1630 x 495 x 708
▪ External	1750 x 615 x 949
▪ With Packing	1790 x 680 x 980
Loadability [pcs]	
▪ 20ft Dc	18
▪ 40ft Dc	38
▪ 13,6 Mt Truck	42
Shelves/baskets [pcs]	6
Input Power [W]	420
Energy Cons. [kWh/24h]	6,80
Noise Level [dB(A)]	58,1
Type Of Cooling	Mechanical
Power supply [V/Hz]	230 / 50
Refrigerant (Std/opt)	R404a/R290

Options



Wheels



Wire Basket



Basket Separator



Wire Basket



Color Frame



Branding

CONSERVATORS



UDD 100 SCB

Temperature Range [°C]	-12...-22
Climate Class	4(30°C / 55% RH)
Gross/net Volume [l]	108/91
Gross/net Weight [kg]	43/35
Dimensions [W*D*H] [mm]	
▪ Internal	450 x 450 x 520
▪ External	598 x 598 x 897
▪ With Packing	600 x 600 x 940
Loadability [pcs]	
▪ 20ft Dc	54
▪ 40ft Dc	120
▪ 40ft Hc	120
▪ 13,6 Mt Truck	176
Shelves/baskets [pcs]	2
Input Power [W]	150
Energy Cons. [kWh/24h]	1,80
Noise Level [dB(A)]	44,5
Type Of Cooling	Mechanical
Power supply [V/Hz]	230/50
Refrigerant (Std/opt)	R404a/R290



UDD 200 SCB

Temperature Range [°C]	-12...-22
Climate Class	4(30°C / 55% RH)
Gross/net Volume [l]	191/165
Gross/net Weight [kg]	58/47
Dimensions [W*D*H] [mm]	
▪ Internal	600 x 510 x 663
▪ External	719 x 629 x 892
▪ With Packing	740 x 680 x 950
Loadability [pcs]	
▪ 20ft Dc	48
▪ 40ft Dc	102
▪ 40ft Hc	102
▪ 13,6 Mt Truck	114
Shelves/baskets [pcs]	2
Input Power [W]	190
Energy Cons. [kWh/24h]	2,70
Noise Level [dB(A)]	47,5
Type Of Cooling	Mechanical
Power supply [V/Hz]	230/50
Refrigerant (Std/opt)	R404a/R290

Options




Wire Basket



Basket Separator



Wire Basket



Color Frame



Wheels



Branding

CONSERVATORS



UDD 300 SCB

Temperature Range [°C]	-12....-22
Climate Class	4(30°C/%55RH)
Gross/net Volume [l]	296/255
Gross/net Weight [kg]	70/56
Dimensions [W*D*H] [mm]	
▪ Internal	890 x 510 x 663
▪ External	1009 x 629 x 892
▪ With Packing	1040 x 680 x 950
Loadability [pcs]	
▪ 20ft Dc	34
▪ 40ft Dc	68
▪ 40ft Hc	68
▪ 13,6 Mt Truck	76
Shelves/baskets [pcs]	4
Input Power [W]	220
Energy Cons. [kWh/24h]	2,90
Noise Level [dB(A)]	52,3
Type Of Cooling	Mechanical
Power supply [V/Hz]	230/50
Refrigerant (Std/opt)	R404a/R290

UDD 400 SCB

Temperature Range [°C]	-12....-22
Climate Class	4(30°C/55% RH)
Gross/net Volume [l]	325 / 352
Gross/net Weight [kg]	65 / 80
Dimensions [W*D*H] [mm]	
▪ Internal	1180 x 510 x 663
▪ External	1298 x 629 x 892
▪ With Packing	1330 x 680 x 950
Loadability [pcs]	
▪ 20ft Dc	24
▪ 40ft Dc	54
▪ 40ft Hc	54
▪ 13,6 Mt Truck	60
Shelves/baskets [pcs]	5
Input Power [W]	300
Energy Cons. [kWh/24h]	4,40
Noise Level [dB(A)]	53,8
Type Of Cooling	Mechanical
Power supply [V/Hz]	230/50
Refrigerant (Std/opt)	R404a/R290

Options



Wire Basket



Basket Separator



Wire Basket



Color Frame



Wheels



Branding

CONSERVATORS



UDD 500 SCB

Temperature Range [°C]	-12...-22
Climate Class	4(30°C / 55% RH)
Gross/net Volume [l]	491/430
Gross/net Weight [kg]	101/85
Dimensions [W*D*H] [mm]	
▪ Internal	1430 x 510 x 663
▪ External	1548 x 629 x 892
▪ With Packing	1585 x 680 x 950
Loadability [pcs]	
▪ 20ft Dc	22
▪ 40ft Dc	48
▪ 40ft Hc	48
▪ 13.6 Mt Truck	54
Shelves/baskets [pcs]	6
Input Power [W]	400
Energy Cons. [kWh/24h]	6,40
Noise Level [dB(A)]	57,3
Type Of Cooling	Mechanical
Power supply [V/Hz]	230/50
Refrigerant (Std/opt)	R404a/R290

UDD 550 SCB

Temperature Range [°C]	-12...-22
Climate Class	4(30°C / 55% RH)
Gross/net Volume [l]	555/486
Gross/net Weight [kg]	114/96
Dimensions [W*D*H] [mm]	
▪ Internal	1630 x 510 x 663
▪ External	1750 x 629 x 892
▪ With Packing	1790 x 680 x 980
Loadability [pcs]	
▪ 20ft Dc	18
▪ 40ft Dc	38
▪ 40ft Hc	38
▪ 13.6 Mt Truck	45
Shelves/baskets [pcs]	6
Input Power [W]	420
Energy Cons. [kWh/24h]	6,80
Noise Level [dB(A)]	58,1
Type Of Cooling	Mechanical
Power supply [V/Hz]	230/50
Refrigerant (Std/opt)	R404a/R290

Options




Wire Basket



Basket Separator



Wire Basket



Color Frame



Wheels



Branding

CONSERVATORS



UDD 100 SCEB

Temperature Range [°C]	-12...-22
Climate Class	4(30°C / 55% RH)
Gross/net Volume [l]	85 / 100
Gross/net Weight [kg]	41 / 49
Dimensions [W*D*H] [mm]	
▪ Internal	450 x 450 x 490
▪ External	598 x 598 x 897
▪ With Packing	600 x 600 x 940
Loadability [pcs]	
▪ 20ft Dc	54
▪ 40ft Dc	120
▪ 40ft Hc	120
▪ 13.6 Mt Truck	176
Shelves/baskets [pcs]	2
Input Power [W]	150
Energy Cons. [kWh/24h]	1,80
Noise Level [dB(A)]	44,5
Type Of Cooling	Mechanical
Power supply [V/Hz]	230/50
Refrigerant (Std/opt)	R404a/R290



UDD 200 SCEB

Temperature Range [°C]	-12...-22
Climate Class	4(30°C / 55% RH)
Gross/net Volume [l]	176 / 157
Gross/net Weight [kg]	57 / 45
Dimensions [W*D*H] [mm]	
▪ Internal	600 x 495 x 708
▪ External	719 x 615 x 949
▪ With Packing	740 x 680 x 980
Loadability [pcs]	
▪ 20ft Dc	48
▪ 40ft Dc	102
▪ 40ft Hc	102
▪ 13.6 Mt Truck	114
Shelves/baskets [pcs]	2
Input Power [W]	190
Energy Cons. [kWh/24h]	2,70
Noise Level [dB(A)]	47,5
Type Of Cooling	Mechanical
Power supply [V/Hz]	230/50
Refrigerant (Std/opt)	R404a/R290

Options



Wheels



Wire Basket



Basket Separator



Wire Basket



Color Frame



Branding

CONSERVATORS



UDD 300 SCEB

Temperature Range [°C]	-12...-22
Climate Class	4(30°C/55% RH)
Gross/net Volume [l]	238 / 264
Gross/net Weight [kg]	56 / 70
Dimensions [W*D*H] [mm]	
▪ Internal	890 x 510 x 708
▪ External	1009 x 615 x 949
▪ With Packing	1040 x 680 x 980
Loadability [pcs]	
▪ 20ft Dc	34
▪ 40ft Dc	68
▪ 40ft Hc	68
▪ 13,6 Mt Truck	76
Shelves/baskets [pcs]	4
Input Power [W]	220
Energy Cons. [kWh/24h]	2,90
Noise Level [dB(A)]	52,3
Type Of Cooling	Mechanical
Power supply [V/Hz]	230/50
Refrigerant (Std/opt)	R404a/R290



UDD 400 SCEB

Temperature Range [°C]	-12...-22
Climate Class	4(30°C / 55% RH)
Gross/net Volume [l]	350/296
Gross/net Weight [kg]	81/65
Dimensions [W*D*H] [mm]	
▪ Internal	1180 x 495 x 708
▪ External	1298 x 615 x 949
▪ With Packing	1330 x 680 x 980
Loadability [pcs]	
▪ 20ft Dc	24
▪ 40ft Dc	54
▪ 40ft Hc	54
▪ 13,6 Mt Truck	60
Shelves/baskets [pcs]	5
Input Power [W]	300
Energy Cons. [kWh/24h]	4,40
Noise Level [dB(A)]	53,8
Type Of Cooling	Mechanical
Power supply [V/Hz]	230/50
Refrigerant (Std/opt)	R404a/R290

Options



Wheels



Wire Basket



Basket Separator



Wire Basket



Color Frame



Branding

CONSERVATORS



UDD 500 SCEB

Temperature Range [°C]	-12...-22
Climate Class	4(30°C / 55% RH)
Gross/net Volume [l]	427/398
Gross/net Weight [kg]	96/79
Dimensions [W*D*H] [mm]	
▪ Internal	1430 x 495 x 708
▪ External	1548 x 615 x 949
▪ With Packing	1585 x 680 x 980
Loadability [pcs]	
▪ 20ft Dc	22
▪ 40ft Dc	48
▪ 40ft Hc	48
▪ 13,6 Mt Truck	54
Shelves/baskets [pcs]	6
Input Power [W]	400
Energy Cons. [kWh/24h]	6,40
Noise Level [dB(A)]	57,3
Type Of Cooling	Mechanical
Power supply [V/Hz]	230/50
Refrigerant (Std/opt)	R404a/R290

UDD 550 SCEB

Temperature Range [°C]	-12...-22
Climate Class	4(30°C/55% RH)
Gross/net Volume [l]	486/ 555
Gross/net Weight [kg]	96 / 114
Dimensions [W*D*H] [mm]	
▪ Internal	1630 x 495 x 708
▪ External	1752 x 680 x 890
▪ With Packing	1790 x 680 x 980
Loadability [pcs]	
▪ 20ft Dc	18
▪ 40ft Dc	38
▪ 40ft Hc	38
▪ 13,6 Mt Truck	45
Shelves/baskets [pcs]	6
Input Power [W]	420
Energy Cons. [kWh/24h]	6,80
Noise Level [dB(A)]	58,1
Type Of Cooling	Mechanical
Power supply [V/Hz]	230/50
Refrigerant (Std/opt)	R404a/R290

Options



Wheels



Wire Basket



Basket Separator



Wire Basket



Color Frame



Branding

CONSERVATORS



UDD 200 SCN

Temperature Range [°C]	-12...-22
Climate Class	4(30°C/55% RH)
Gross/net Volume [l]	157/ 211
Gross/net Weight [kg]	52 / 63
Dimensions [W*D*H] [mm]	
▪ Internal	600 x 510 x 660,5
▪ External	740 x 650 x 973
▪ With Packing	830 x 770 x 1050
Loadability [pcs]	
▪ 20ft Dc	42
▪ 40ft Dc	84
▪ 40ft Hc	84
▪ 13,6 Mt Truck	100
Shelves/baskets [pcs]	2
Input Power [W]	200
Energy Cons. [kWh/24h]	2,63
Noise Level [dB(A)]	47,5
Type Of Cooling	Mechanical
Power supply [V/Hz]	230/50
Refrigerant (Std/opt)	R404a/R290



UDD 300 SCN

Temperature Range [°C]	-12...-22
Climate Class	4(30°C/55% RH)
Gross/net Volume [l]	245/ 326
Gross/net Weight [kg]	62 / 76
Dimensions [W*D*H] [mm]	
▪ Internal	890 x 510 x 660,5
▪ External	1030 x 650 x 973
▪ With Packing	1120 x 770 x 1050
Loadability [pcs]	
▪ 20ft Dc	30
▪ 40ft Dc	64
▪ 40ft Hc	64
▪ 13,6 Mt Truck	72
Shelves/baskets [pcs]	4
Input Power [W]	220
Energy Cons. [kWh/24h]	2,70
Noise Level [dB(A)]	52,3
Type Of Cooling	Mechanical
Power supply [V/Hz]	230/50
Refrigerant (Std/opt)	R404a/R290

Options



Wheels



Wire Basket



Basket Separator



Wire Basket



Color Frame



Branding

CONSERVATORS



UDD 400 SCN

Temperature Range [°C]	-12...-22
Climate Class	4(30°C/55% RH)
Gross/net Volume [l]	334 / 440
Gross/net Weight [kg]	72 / 87
Dimensions [W*D*H] [mm]	
▪ Internal	1180 x 510 x 660,5
▪ External	1320 x 650 x 973
▪ With Packing	1410 x 770 x 1050
Loadability [pcs]	
▪ 20ft Dc	24
▪ 40ft Dc	50
▪ 40ft Hc	50
▪ 13,6 Mt Truck	6
Shelves/baskets [pcs]	5
Input Power [W]	300
Energy Cons. [kWh/24h]	4,76
Noise Level [dB(A)]	53,8
Type Of Cooling	Mechanical
Power supply [V/Hz]	230/50
Refrigerant (Std/opt)	R404a/R290

UDD 500 SCN

Temperature Range [°C]	-12...-22
Climate Class	4(30°C/55% RH)
Gross/net Volume [l]	410 / 539
Gross/net Weight [kg]	110 / 122
Dimensions [W*D*H] [mm]	
▪ Internal	1430 x 510 x 660,5
▪ External	1570 x 650 x 973
▪ With Packing	1660 x 770 x 1050
Loadability [pcs]	
▪ 20ft Dc	20
▪ 40ft Dc	42
▪ 40ft Hc	42
▪ 13,6 Mt Truck	50
Shelves/baskets [pcs]	6
Input Power [W]	400
Energy Cons. [kWh/24h]	5,85
Noise Level [dB(A)]	57,3
Type Of Cooling	Mechanical
Power supply [V/Hz]	230/50
Refrigerant (Std/opt)	R404a/R290

Options



Wheels



Wire Basket



Basket Separator



Wire Basket



Color Frame



Branding

CONSERVATORS



UDD 100 SCEBN

Temperature Range [°C]	-12...-22
Climate Class	4(30°C/55% RH)
Gross/net Volume [l]	105 / 152
Gross/net Weight [kg]	47 / 59
Dimensions [W*D*H] [mm]	
▪ Internal	510 x 515 x 695
▪ External	645 x 650 x 940
▪ With Packing	700 x 700 x 1000
Loadability [pcs]	
▪ 20ft Dc	48
▪ 40ft Dc	102
▪ 40ft Hc	102
▪ 13.6 Mt Truck	114
Shelves/baskets [pcs]	NA
Input Power [W]	190
Energy Cons. [kWh/24h]	2,50
Noise Level [dB(A)]	44,5
Type Of Cooling	Mechanical
Power supply [V/Hz]	230/50
Refrigerant (Std/opt)	R404a/R290



UDD 200 SCEBN

Temperature Range [°C]	-12...-22
Climate Class	4(30°C/55% RH)
Gross/net Volume [l]	138 / 185
Gross/net Weight [kg]	52 / 63
Dimensions [W*D*H] [mm]	
▪ Internal	600 x 510 x 571
▪ External	740 x 650 x 804
▪ With Packing	820 x 760 x 885
Loadability [pcs]	
▪ 20ft Dc	42
▪ 40ft Dc	86
▪ 40ft Hc	129
▪ 13.6 Mt Truck	147
Shelves/baskets [pcs]	2
Input Power [W]	200
Energy Cons. [kWh/24h]	2,63
Noise Level [dB(A)]	47,5
Type Of Cooling	Mechanical
Power supply [V/Hz]	230/50
Refrigerant (Std/opt)	R404a/R290

Options



Wheels



Separator



Canopy



Color Frame

CONSERVATORS



UDD 300 SCEBN

Temperature Range [°C]	-12...-22
Climate Class	4(30°C/55% RH)
Gross/net Volume [l]	218/286
Gross/net Weight [kg]	62/762
Dimensions [W*D*H] [mm]	
▪ Internal	890 x 510 x 571
▪ External	1030 x 650 x 804
▪ With Packing	1110 x 760 x 885
Loadability [pcs]	
▪ 20ft Dc	30
▪ 40ft Dc	64
▪ 40ft Hc	96
▪ 13,6 Mt Truck	108
Shelves/baskets [pcs]	4
Input Power [W]	240
Energy Cons. [kWh/24h]	2,70
Noise Level [dB(A)]	52,3
Type Of Cooling	Mechanical
Power supply [V/Hz]	230/50
Refrigerant (Std/opt)	R404a/R290



UDD 400 SCEBN

Temperature Range [°C]	-12...-22
Climate Class	4(30°C/55% RH)
Gross/net Volume [l]	298/388
Gross/net Weight [kg]	72/87
Dimensions [W*D*H] [mm]	
▪ Internal	1180 x 510 x 571
▪ External	1320 x 650 x 804
▪ With Packing	1400 x 760 x 885
Loadability [pcs]	
▪ 20ft Dc	24
▪ 40ft Dc	50
▪ 40ft Hc	74
▪ 13,6 Mt Truck	84
Shelves/baskets [pcs]	5
Input Power [W]	300
Energy Cons. [kWh/24h]	4,90
Noise Level [dB(A)]	53,8
Type Of Cooling	Mechanical
Power supply [V/Hz]	230/50
Refrigerant (Std/opt)	R404a/R290

Options




Wheels



Separator



Canopy



Color Frame



Branding

CONSERVATORS



UDD 500 SCEBN

Temperature Range [°C]	-12...-22
Climate Class	4(30°C/55% RH)
Gross/net Volume [l]	367/475
Gross/net Weight [kg]	110/122
Dimensions [W*D*H] [mm]	
▪ Internal	1430 x 510 x 571
▪ External	1570 x 650 x 804
▪ With Packing	1650 x 760 x 885
Loadability [pcs]	
▪ 20ft Dc	20
▪ 40ft Dc	42
▪ 40ft Hc	63
▪ 13,6 Mt Truck	75
Shelves/baskets [pcs]	6
Input Power [W]	400
Energy Cons. [kWh/24h]	5,85
Noise Level [dB(A)]	57,3
Type Of Cooling	Mechanical
Power supply [V/Hz]	230/50
Refrigerant (Std/opt)	R404a/R290

Options




Wheels



Separator



Canopy



Color Frame



Branding

CONSERVATORS



UCD 2240 SCEL

Temperature Range [°C]	-12...-22
Climate Class	3(25°C / 55% RH)
Gross/net Volume [l]	242/190
Dimensions [W*D*H] [mm]	
▪ Internal	1430 x 510 x 655
▪ External	1570 x 650 x 888
▪ With Packing	1660 x 770 x 1050
Loadability [pcs]	
▪ 20ft Dc	12
▪ 40ft Dc	24
▪ 13,6 Mt Truck	28
Shelves/baskets [pcs]	6
Input Power [W]	400
Energy Cons. [kWh/24h]	5,85
Noise Level [dB(A)]	57,3
Type Of Cooling	Mechanical
Power supply [V/Hz]	230 / 50
Refrigerant (Std/opt)	R404a/R290

Options



Wheels



Separator



Canopy



Color Frame



Branding



CHEST FREEZERS

- Very low energy consumption
- Adjustable thermostat
- Manual defrosting
- Solid construction
- Easy change of branding and customizing
- 4 wheels for easy and flexible positioning
- Interior freezer lighting
- Quick-freezing with one-button

SUPER SUPER LOW ENERGY CHEST FREEZERS



UED 150 A++

Temperature Range [°C]	-15...-25
Climate Class	T(43°C / 50 % RH)
Gross/net Volume [l]	130/126
Gross/net Weight [kg]	48,5/44,5
Dimensions [W*D*H] [mm]	
▪ Internal	530 x 400 x 452
▪ External	734 x 700 x 895
▪ With Packing	770 x 700 x 960
Loadability [pcs]	
▪ 20ft Dc	48
▪ 40ft Dc	102
▪ 40ft Hc	102
▪ 13,6 Mt Truck	114
Shelves/baskets [pcs]	1/2
Input Power [W]	35
Energy Cons. [kWh/24h]	0,36
Noise Level [dB(A)]	43,4
Type Of Cooling	Mechanical
Power supply [V/Hz]	230 / 50
Refrigerant (Std/opt)	R600a



UED 210 A++


Temperature Range [°C]	-15...-25
Climate Class	T(43°C / 50 % RH)
Gross/net Volume [l]	190/186
Gross/net Weight [kg]	53/49,5
Dimensions [W*D*H] [mm]	
▪ Internal	780 x 400 x 415
▪ External	984 x 700 x 895
▪ With Packing	1020x700x960
Loadability [pcs]	
▪ 20ft Dc	34
▪ 40ft Dc	70
▪ 40ft Hc	70
▪ 13,6 Mt Truck	78
Shelves/baskets [pcs]	1/2
Input Power [W]	45
Energy Cons. [kWh/24h]	0,42
Noise Level [dB(A)]	45,1
Type Of Cooling	Mechanical
Power supply [V/Hz]	230 / 50
Refrigerant (Std/opt)	R600a

SUPER SUPER LOW ENERGY CHEST FREEZERS



UED 310 A++

Temperature Range [°C]	-15...-25
Climate Class	T(43°C / 50% RH)
Gross/net Volume [l]	272/266
Gross/net Weight [kg]	62/58
Dimensions [W*D*H] [mm]	
▪ Internal	1080 x 400 x 415
▪ External	1284 x 700 x 895
▪ With Packing	1320x700x960
Loadability [pcs]	
▪ 20ft Dc	24
▪ 40ft Dc	54
▪ 40ft Hc	54
▪ 13,6 Mt Truck	60
Shelves/baskets [pcs]	1/3
Input Power [W]	45
Energy Cons. [kWh/24h]	0,50
Noise Level [dB(A)]	47,5
Type Of Cooling	Mechanical
Power supply [V/Hz]	230 / 50
Refrigerant (Std/opt)	R600a



UED 410 A++

Temperature Range [°C]	-15...-25
Climate Class	T(43°C / 50% RH)
Gross/net Volume [l]	332/325
Gross/net Weight [kg]	70/66,5
Dimensions [W*D*H] [mm]	
▪ Internal	1300 x 400 x 415
▪ External	1504 x 700 x 895
▪ With Packing	1540 x 700 x 960
Loadability [pcs]	
▪ 20ft Dc	22
▪ 40ft Dc	48
▪ 40ft Hc	48
▪ 13,6 Mt Truck	54
Shelves/baskets [pcs]	2/4
Input Power [W]	45
Energy Cons. [kWh/24h]	0,56
Noise Level [dB(A)]	48,0
Type Of Cooling	Mechanical
Power supply [V/Hz]	230 / 50
Refrigerant (Std/opt)	R600a

LOW ENERGY CHEST FREEZERS



UDD 160 BK

Temperature Range [°C]	-15...-25
Climate Class	T(43°C / 50% RH)
Gross/net Volume [l]	122/120
Gross/net Weight [kg]	39/34
Dimensions [W*D*H] [mm]	
▪ Internal	440 x 440 x 515
▪ External	550 x 595 x 895
▪ With Packing	635 x 670 x 995
Loadability [pcs]	
▪ 20ft Dc	54
▪ 40ft Dc	108
▪ 13,6 Mt Truck	120
Shelves/baskets [pcs]	1/2
Input Power [W]	150
Energy Cons. [kWh/24h]	0,73
Noise Level [dB(A)]	45,1
Type Of Cooling	Mechanical
Power supply [V/Hz]	230 / 50
Refrigerant (Std/opt)	R134a/R600a



UDD 260 BK

Temperature Range [°C]	-15...-25
Climate Class	T(43°C / 50% RH)
Gross/net Volume [l]	190/183
Gross/net Weight [kg]	43/39,5
Dimensions [W*D*H] [mm]	
▪ Internal	610 x 480 x 475
▪ External	734 x 695 x 945
▪ With Packing	820 x 730 x 995
Loadability [pcs]	
▪ 20ft Dc	42
▪ 40ft Dc	88
▪ 13,6 Mt Truck	108
Shelves/baskets [pcs]	1/2
Input Power [W]	150
Energy Cons. [kWh/24h]	1,22
Noise Level [dB(A)]	47,5
Type Of Cooling	Mechanical
Power supply [V/Hz]	230 / 50
Refrigerant (Std/opt)	R134a/R600a

LOW ENERGY CHEST FREEZERS



UDD 360 BK

Temperature Range [°C]	-15...-25
Climate Class	T(43°C / 50% RH)
Gross/net Volume [l]	280/270
Gross/net Weight [kg]	50/46,5
Dimensions [W*D*H] [mm]	
▪ Internal	860 x 480 x 475
▪ External	984 x 695 x 945
▪ With Packing	1070 x 730 x 995
Loadability [pcs]	
▪ 20ft Dc	32
▪ 40ft Dc	66
▪ 13,6 Mt Truck	72
Shelves/baskets [pcs]	1/4
Input Power [W]	185
Energy Cons. [kWh/24h]	1,45
Noise Level [dB(A)]	48,0
Type Of Cooling	Mechanical
Power supply [V/Hz]	230 / 50
Refrigerant (Std/opt)	R134a/R600a



UDD 460 BK

Temperature Range [°C]	-15...-25
Climate Class	T(43°C / 50% RH)
Gross/net Volume [l]	387/373
Gross/net Weight [kg]	59/55
Dimensions [W*D*H] [mm]	
▪ Internal	1160 x 480 x 475
▪ External	1284 x 695 x 945
▪ With Packing	1370 x 730 x 995
Loadability [pcs]	
▪ 20ft Dc	24
▪ 40ft Dc	50
▪ 13,6 Mt Truck	56
Shelves/baskets [pcs]	2/5
Input Power [W]	230
Energy Cons. [kWh/24h]	1,72
Noise Level [dB(A)]	48,5
Type Of Cooling	Mechanical
Power supply [V/Hz]	230 / 50
Refrigerant (Std/opt)	R134a/R600a

LOW ENERGY CHEST FREEZERS



UDD 560 BK

Temperature Range [°C]	-15...-25
Climate Class	T(43°C / 50 % RH)
Gross/net Volume [l]	466/449
Gross/net Weight [kg]	66/65
Dimensions [W*D*H] [mm]	
▪ Internal	1380 x 480 x 475
▪ External	1504 x 695 x 945
▪ With Packing	1590 x 730 x 995
Loadability [pcs]	
▪ 20ft Dc	22
▪ 40ft Dc	44
▪ 13,6 Mt Truck	52
Shelves/baskets [pcs]	2/6
Input Power [W]	230
Energy Cons. [kWh/24h]	1,93
Noise Level [dB(A)]	48,7
Type Of Cooling	Mechanical
Power supply [V/Hz]	230 / 50
Refrigerant (Std/opt)	R134a/R600a



UDD 660 BK

Temperature Range [°C]	-15...-25
Climate Class	T(43°C / 50 % RH)
Gross/net Volume [l]	567/553
Gross/net Weight [kg]	73/68
Dimensions [W*D*H] [mm]	
▪ Internal	1680 x 480 x 475
▪ External	1804 x 695 x 945
▪ With Packing	1890 x 730 x 995
Loadability [pcs]	
▪ 20ft Dc	18
▪ 40ft Dc	36
▪ 13,6 Mt Truck	36
Shelves/baskets [pcs]	3/8
Input Power [W]	250
Energy Cons. [kWh/24h]	2,20
Noise Level [dB(A)]	48,8
Type Of Cooling	Mechanical
Power supply [V/Hz]	230 / 50
Refrigerant (Std/opt)	R134a/R600a

CHEST FREEZERS



UDD 200 BK

Temperature Range [°C]	-15...-25
Climate Class	4L1(43°C/50% RH)
Gross/net Volume [l]	191/ 182
Gross/net Weight [kg]	53,5/48,5
Dimensions [W*D*H] [mm]	
▪ Internal	600 x 510 x 682
▪ External	720 x 715 x 903
▪ With Packing	740 x 750 x 905
Loadability [pcs]	
▪ 20ft Dc	42
▪ 40ft Dc	96
▪ 40ft Hc	96
▪ 13,6 Mt Truck	108
Shelves/baskets [pcs]	1/2
Input Power [W]	160
Energy Cons. [kWh/24h]	1,9
Noise Level [dB(A)]	47,5
Type Of Cooling	Mechanical
Power supply [V/Hz]	230/50
Refrigerant (Std/opt)	R134a/r600a



UDD 300 BK

Temperature Range [°C]	-15...-25
Climate Class	4L1(43°C/50% RH)
Gross/net Volume [l]	296 / 283
Gross/net Weight [kg]	65/58
Dimensions [W*D*H] [mm]	
▪ Internal	890 x 510 x 682
▪ External	1012 x 715 x 903
▪ With Packing	1040 x 750 x 905
Loadability [pcs]	
▪ 20ft Dc	33
▪ 40ft Dc	66
▪ 40ft Hc	66
▪ 13,6 Mt Truck	78
Shelves/baskets [pcs]	1/4
Input Power [W]	175
Energy Cons. [kWh/24h]	2,3
Noise Level [dB(A)]	48,0
Type Of Cooling	Mechanical
Power supply [V/Hz]	230/50
Refrigerant (Std/opt)	R134a/r600a

Options



Wire Basket



Plastic Basket



Control Panel



Control Panel

CHEST FREEZERS



UDD 400 BK

Temperature Range [°C]	-15...-25
Climate Class	4L1(43°C/50% RH)
Gross/net Volume [l]	401 / 384
Gross/net Weight [kg]	84 / 64,5
Dimensions [W*D*H] [mm]	
▪ Internal	1298 x 510 x 682
▪ External	1302 x 715 x 903
▪ With Packing	1330 x 760 x 905
Loadability [pcs]	
▪ 20ft Dc	24
▪ 40ft Dc	54
▪ 40ft Hc	54
▪ 13,6 Mt Truck	60
Shelves/baskets [pcs]	2/5
Input Power [W]	385
Energy Cons. [kWh/24h]	1,96
Noise Level [dB(A)]	48,5
Type Of Cooling	Mechanical
Power supply [V/Hz]	230/50
Refrigerant (Std/opt)	R404a/r600a



UDD 500 BK

Temperature Range [°C]	-15...-25
Climate Class	4L1(43°C/50% RH)
Gross/net Volume [l]	492 / 371
Gross/net Weight [kg]	94 / 76
Dimensions [W*D*H] [mm]	
▪ Internal	1430 x 510 x 682
▪ External	1552 x 715 x 833
▪ With Packing	1585 x 750 x 905
Loadability [pcs]	
▪ 20ft Dc	20
▪ 40ft Dc	46
▪ 40ft Hc	46
▪ 13,6 Mt Truck	52
Shelves/baskets [pcs]	2/5
Input Power [W]	385
Energy Cons. [kWh/24h]	1,96
Noise Level [dB(A)]	48,5
Type Of Cooling	Mechanical
Power supply [V/Hz]	230/50
Refrigerant (Std/opt)	R404a/r600a

Options



Wire Basket



Plastic Basket



Control Panel



Control Panel

CHEST FREEZERS



UDD 600 BK

Temperature Range [°C]	-15...-25
Climate Class	4L1(43°C/50% RH)
Gross/net Volume [l]	675 / 646
Gross/net Weight [kg]	118,5 / 87,5
Dimensions [W*D*H] [mm]	
▪ Internal	1935 x 510 x 682
▪ External	2055 x 715 x 833
▪ With Packing	2095 x 750 x 905
Loadability [pcs]	
▪ 20ft Dc	16
▪ 40ft Dc	34
▪ 40ft Hc	34
▪ 13,6 Mt Truck	38
Shelves/baskets [pcs]	3/8
Input Power [W]	385
Energy Cons. [kWh/24h]	4,6
Noise Level [dB(A)]	48,8
Type Of Cooling	Mechanical
Power supply [V/Hz]	230/50
Refrigerant (Std/opt)	R404a/r600a

Options



Wire Basket



Plastic Basket



Control Panel



Control Panel



UPRIGHT FREEZERS

- Temperature range: -12...-22°C
- Static air and manual defrost
- Excellent display of ice cream and frozen foods for glass models
- Internal lighting for the excellent product visibility
- Wide spaces between shelves allows to storage large product capacity
- Illuminated canopy (with or w/out)
- Tempered glass door

UPRIGHT FREEZERS



UDD 45 DTK


Temperature Range [°C]	-12...-22
Climate Class	4(30°C / 55 % RH)
Gross/net Volume [l]	46,5/45
Gross/net Weight [kg]	35,5/31,5
Dimensions [W*D*H] [mm]	
▪ Internal	460 x 385 x 1350
▪ External	570 x 505 x 485
▪ With Packing	630 x 570 x 570
Loadability [pcs]	
▪ 20ft Dc	144
▪ 40ft Dc	304
▪ 13,6 Mt Truck	336
Shelves/baskets	1
Input Power [W]	150
Energy Cons. [kWh/24h]	2,20
Noise Level [dB(A)]	43,1
Type Of Cooling	Mechanical
Power supply [V/Hz]	230 / 50
Refrigerant (Std/opt)	R134a/R600a



UDD 370 DTKL

Temperature Range [°C]	-12...-22
Climate Class	4L1(30°C/55 % RH)
Gross/net Volume [l]	270 / 300
Gross/net Weight [kg]	96 / 106
Dimensions [W*D*H] [mm]	
▪ Internal	475 x 440 x 1550
▪ External	595 x 640 x 1965
▪ With Packing	665 x 685 x 2100
Loadability [pcs]	
▪ 20ft Dc	24
▪ 40ft Dc	54
▪ 40ft Hc	54
▪ 13,6 Mt Truck	60
Shelves/baskets [pcs]	6
Input Power [W]	635
Energy Cons. [kWh/24h]	13,40
Noise Level [dB(A)]	51,2
Type Of Cooling	Mechanical
Power supply [V/Hz]	230/50
Refrigerant (Std/opt)	R404a/R290

Options



Branding

- 2 Sides sticker
- Analog & digital thermometer
- Branded Shelf
- Canopy branding
- Color body
- Color door frame
- Color inner liner
- Color plastic parts
- Fan Switch
- Glass Sticker
- Price tag / holder
- Lock with keys
- Reverse Lid
- Self closing door
- 4 Castors
- Integrated handle

UPRIGHT FREEZERS



UDD 370 DTK

Temperature Range [°C]	-12...-22
Climate Class	4(30°C / 55 % RH)
Gross/net Volume [l]	300/270
Gross/net Weight [kg]	102/84,2
Dimensions [W*D*H] [mm]	
▪ Internal	475 x 440 x 1550
▪ External	595 x 640 x 1840
▪ With Packing	680 x 710 x 1950
Loadability [pcs]	
▪ 20ft Dc	24
▪ 40ft Dc	54
▪ 13,6 Mt Truck	60
Shelves/baskets	6
Input Power [W]	620
Energy Cons. [kWh/24h]	13,00
Noise Level [dB(A)]	51,2
Type Of Cooling	Mechanical
Power supply [V/Hz]	230 / 50
Refrigerant (Std/opt)	R404a/R290



UDD 370 DTK BK

Temperature Range [°C]	-12...-22
Climate Class	4L1(30°C/55 % RH)
Gross/net Volume [l]	270/300
Gross/net Weight [kg]	70/80
Dimensions [W*D*H] [mm]	
▪ Internal	475 x 440 x 1550
▪ External	595 x 640 x 1840
▪ With Packing	680 x 710 x 1950
Loadability [pcs]	
▪ 20ft Dc	24
▪ 40ft Dc	51
▪ 40ft Hc	51
▪ 13,6 Mt Truck	60
Shelves/baskets [pcs]	6
Input Power [W]	270
Energy Cons. [kWh/24h]	5,00
Noise Level [dB(A)]	51,2
Type Of Cooling	Mechanical
Power supply [V/Hz]	230/50
Refrigerant (Std/opt)	R404a/R290

Options



Branding

- 2 Sides sticker
- Analog & digital thermometer
- Branded Shelf
- Canopy branding
- Color body
- Color door frame
- Color inner liner
- Color plastic parts
- Fan Switch
- Glass Sticker
- Price tag / holder
- Lock with keys
- Reverse Lid
- Self closing door
- 4 Castors
- Integrated handle

UPRIGHT FREEZERS



UDD 440 DTKL

Temperature Range [°C]	-12...-22
Climate Class	4L1(30°C/55% RH)
Gross/net Volume [l]	353/480
Gross/net Weight [kg]	114/123
Dimensions [W*D*H] [mm]	
▪ Internal	577 x 495 x 1684
▪ External	680 x 655 x 2090
▪ With Packing	665 x 685 x 2100
Loadability [pcs]	
▪ 20ft Dc	24
▪ 40ft Dc	54
▪ 40ft Hc	54
▪ 13,6 Mt Truck	60
Shelves/baskets [pcs]	6
Input Power [W]	867
Energy Cons. [kWh/24h]	15,28
Noise Level [dB(A)]	54,5
Type Of Cooling	Mechanical
Power supply [V/Hz]	230/50
Refrigerant (Std/opt)	R404a/R290



UDD 440 DTKLB

Temperature Range [°C]	-12...-22
Climate Class	4L1(30°C/55% RH)
Gross/net Volume [l]	353/487
Gross/net Weight [kg]	109/120
Dimensions [W*D*H] [mm]	
▪ Internal	577 x 495 x 1684
▪ External	680 x 655 x 2090
▪ With Packing	760 x 710 x 2207
Loadability [pcs]	
▪ 20ft Dc	24
▪ 40ft Dc	48
▪ 40ft Hc	48
▪ 13,6 Mt Truck	57
Shelves/baskets [pcs]	6
Input Power [W]	867
Energy Cons. [kWh/24h]	15,28
Noise Level [dB(A)]	54,5
Type Of Cooling	Mechanical
Power supply [V/Hz]	230/50
Refrigerant (Std/opt)	R404a/R290

Options



Branding

- 2 Sides sticker
- Analog & digital thermometer
- Branded Shelf
- Canopy branding
- Color body
- Color door frame
- Color inner liner
- Color plastic parts
- Fan Switch
- Glass Sticker
- Price tag / holder
- Lock with keys
- Reverse Lid
- Self closing door
- 4 Castors
- Integrated handle

UPRIGHT FREEZERS



UDD 440 DTKL NF

Temperature Range [°C]	-12...-22
Climate Class	4(30°C / 55 % RH)
Gross/net Volume [l]	517/453
Gross/net Weight [kg]	153/143
Dimensions [W*D*H] [mm]	
▪ Internal	577 x 550 x 1659
▪ External	680 x 735 x 2090
▪ With Packing	745 x 770 x 2250
Loadability [pcs]	
▪ 20ft Dc	24
▪ 40ft Dc	51
▪ 13,6 Mt Truck	57
Shelves/baskets	6
Input Power [W]	950
Energy Cons. [kWh/24h]	15,65
Noise Level [dB(A)]	54,5
Type Of Cooling	Mechanical
Power supply [V/Hz]	230 / 50
Refrigerant (Std/opt)	R404a/R290



UDD 440 DTKLB NF


Temperature Range [°C]	-12...-22
Climate Class	4(30°C / 55 % RH)
Gross/net Volume [l]	517/453
Gross/net Weight [kg]	153/143
Dimensions [W*D*H] [mm]	
▪ Internal	577 x 550 x 1659
▪ External	680 x 735 x 2090
▪ With Packing	745 x 770 x 2250
Loadability [pcs]	
▪ 20ft Dc	24
▪ 40ft Dc	51
▪ 13,6 Mt Truck	57
Shelves/baskets	6
Input Power [W]	950
Energy Cons. [kWh/24h]	15,65
Noise Level [dB(A)]	54,5
Type Of Cooling	Mechanical
Power supply [V/Hz]	230 / 50
Refrigerant (Std/opt)	R404a/R290



UDD 690 DTKL NF

Temperature Range [°C]	-12 / -22
Climate Class	4(30°C / 55 % RH)
Gross/net Volume [l]	657/495
Gross/net Weight [kg]	136/123
Dimensions [W*D*H] [mm]	
▪ Internal	672 x 554 x 1660
▪ External	780 x 735 x 2130
▪ With Packing	855 x 780 x 2310
Loadability [pcs]	
▪ 20ft Dc	18
▪ 40ft Dc	72
▪ 13,6 Mt Truck	48
Shelves/baskets	5
Input Power [W]	485
Energy Cons. [kWh/24h]	13,00
Noise Level [dB(A)]	53,4
Type Of Cooling	Mechanical
Power supply [V/Hz]	230/50
Refrigerant (Std/opt)	R404a/R290

Options



Branding

- 2 Sides sticker
- Analog & digital thermometer
- Branded Shelf
- Canopy branding
- Color body
- Color door frame
- Color inner liner
- Color plastic parts
- Fan Switch
- Glass Sticker
- Price tag / holder
- Lock with keys
- Reverse Lid
- Self closing door
- 4 Castors
- Integrated handle

UPRIGHT FREEZERS



UED 3094 DTK A+

Temperature Range [°C]	-18/ -25
Climate Class	T
Gross/net Volume [l]	94/86
Gross/net Weight [kg]	31,7/29,3
Dimensions [W*D*H] [mm]	
▪ Internal	553x574x845
▪ External	574x595x865
▪ With Packing	574 x 595 x 895
Loadability [pcs]	
▪ 20ft Dc	96
▪ 40ft Dc	200
▪ 40ft Hc	240
▪ 13,6 Mt Truck	276
Shelves/baskets	3
Input Power [W]	70
Energy Cons. [kWh/24h]	0,48
Noise Level [dB(A)]	N/A
Type Of Cooling	Static
Power supply [V/Hz]	230/50
Refrigerant (Std/opt)	R600a



UED 5170 DTK A+

Temperature Range [°C]	-18/ -25
Climate Class	T
Gross/net Volume [l]	170/157
Gross/net Weight [kg]	49/44
Dimensions [W*D*H] [mm]	
▪ Internal	550x550x1420
▪ External	580x580x1440
▪ With Packing	580 x 580 x 1462
Loadability [pcs]	
▪ 20ft Dc	58
▪ 40ft Dc	112
▪ 40ft Hc	144
▪ 13,6 Mt Truck	164
Shelves/baskets	5
Input Power [W]	70
Energy Cons. [kWh/24h]	0,584
Noise Level [dB(A)]	42
Type Of Cooling	Static
Power supply [V/Hz]	230/50
Refrigerant (Std/opt)	R600a



UED 7265 DTK A+

Temperature Range [°C]	-18 / -25
Climate Class	T
Gross/net Volume [l]	265/250
Gross/net Weight [kg]	72/60
Dimensions [W*D*H] [mm]	
▪ Internal	432x451x1532
▪ External	595x655x1765
▪ With Packing	680x705x1830
Loadability [pcs]	
▪ 20ft Dc	24
▪ 40ft Dc	51
▪ 40ft Hc	68
▪ 13,6 Mt Truck	79
Shelves/baskets	7
Input Power [W]	75
Energy Cons. [kWh/24h]	0,798
Noise Level [dB(A)]	N/A
Type Of Cooling	Static
Power supply [V/Hz]	230/50
Refrigerant (Std/opt)	R600a

COOLERS

- Chest bottle coolers for storing and selling cold drinks
- Available with flip/flop lid or sliding tempered, heat reflective glass lids
- Strong wheels for easy-movement
- Two sides and lids available for digital or serigraphic printing
- High load limits allowing large internal volume
- Wire shelves with price holder or stickers
- Illuminated canopy
- Internal lighting for the excellent product visibility
- Double tempered glass door
- Automatic defrost
- Self-closing door
- Available with door lock
- Analog or digital thermometer
- Free maintenance wire condenser for the less service cost
- Available with ECO-friendly refrigerant R600a and EMD (Electronic Management Device) for the reduction of energy consumption appr. 50 % for the single door bottle coolers



CHEST BOTTLE COOLERS



USS 100 SCE

Temperature Range [°C]	+1...+10
Climate Class	4(30°C/55%RH)
Gross/net Volume [l]	85 / 100
Gross/net Weight [kg]	41 / 49
Dimensions [W*D*H] [mm]	
▪ Internal	450 x 450 x 490
▪ External	598 x 598 x 897
▪ With Packing	685 x 650 x 980
Loadability [pcs]	
▪ 20ft Dc	54
▪ 40ft Dc	108
▪ 40ft Hc	108
▪ 13,6 Mt Truck	120
Shelves/baskets [pcs]	NA
Capacity	
▪ Can (330ml)	108
▪ Pet Bottle (500ml)	72
Input Power [W]	240
Energy Cons. [kWh/24h]	2,50
Noise Level [dB(A)]	44,5
Type Of Cooling	Mechanical
Power supply [V/Hz]	230/50
Refrigerant (Std/opt)	R134a/R600



USS 300 BY2K SC

Temperature Range [°C]	+1...+10
Climate Class	4(30°C/%55RH)
Gross/net Volume [l]	296/255
Gross/net Weight [kg]	70/56
Dimensions [W*D*H] [mm]	
▪ Internal	890 x 510 x 663
▪ External	1009 x 629 x 892
▪ With Packing	1040 x 680 x 950
Loadability [pcs]	
▪ 20ft Dc	30
▪ 40ft Dc	64
▪ 13,6 Mt Truck	72
Shelves/baskets [pcs]	NA
Capacity	
▪ Can (330ml)	413
▪ Pet Bottle (500ml)	322
Input Power [W]	340
Energy Cons. [kWh/24h]	3,00
Noise Level [dB(A)]	52,3
Type Of Cooling	Mechanical
Power supply [V/Hz]	230 / 50
Refrigerant (Std/opt)	R134a/R600a

Options



Wire Basket



Basket Separator



Wire Basket



Color Frame



Wheels



Branding

CHEST BOTTLE COOLERS



USS 300 BY2K

Temperature Range [°C]	+1...+10
Climate Class	4(30°C/55% RH)
Gross/net Volume [l]	283 / 290
Gross/net Weight [kg]	59 / 67
Dimensions [W*D*H] [mm]	
▪ Internal	890 x 510 x 682
▪ External	1056 x 665 x 895
▪ With Packing	1085 x 710 x 870
Loadability [pcs]	
▪ 20ft Dc	32
▪ 40ft Dc	66
▪ 40ft Hc	99
▪ 13,6 Mt Truck	114
Shelves/baskets [pcs]	NA
Capacity	
▪ Can (330ml)	413
▪ Pet Bottle (500ml)	322
Input Power [W]	340
Energy Cons. [kWh/24h]	3,00
Noise Level [dB(A)]	52,3
Type Of Cooling	Mechanical
Power supply [V/Hz]	230/50
Refrigerant (Std/opt)	R134a/R600



USS 300 BK

Temperature Range [°C]	+1...+10
Climate Class	4(30°C/55% RH)
Gross/net Volume [l]	283 / 290
Gross/net Weight [kg]	59 / 67
Dimensions [W*D*H] [mm]	
▪ Internal	890 x 510 x 682
▪ External	1056 x 665 x 895
▪ With Packing	1085 x 710 x 870
Loadability [pcs]	
▪ 20ft Dc	32
▪ 40ft Dc	66
▪ 40ft Hc	99
▪ 13,6 Mt Truck	114
Shelves/baskets [pcs]	NA
Capacity	
▪ Can (330ml)	413
▪ Pet Bottle (500ml)	322
Input Power [W]	340
Energy Cons. [kWh/24h]	3,00
Noise Level [dB(A)]	52,3
Type Of Cooling	Mechanical
Power supply [V/Hz]	230/50
Refrigerant (Std/opt)	R134a/R600

Options



Wire Basket



Basket Separator



Wire Basket



Color Frame



Wheels



Branding

COUNTER TOP BOTTLE COOLERS



USS 15 DTKL

Temperature Range [°C]	+1...+10
Climate Class	4(30°C / 55 % RH)
Gross/net Volume [l]	17,5/ 16,3
Gross/net Weight [kg]	20,5/ 19
Dimensions [W*D*H] [mm]	
▪ Internal	230x250x302
▪ External	295x366x573
▪ With Packing	372x416x650
Loadability [pcs]	
▪ 20ft Dc	252
▪ 40ft Dc	504
▪ 13,6 Mt Truck	672
Shelves/baskets [pcs]	1
Capacity/Facing [pcs]	3
▪ Can (330ml)	N/A
▪ Pet Bottle (500ml)	3
Input Power [W] 150	150 W
Energy Cons. [kWh/24h]	0,78
Noise Level [dB(A)]	48
Type Of Cooling	Mechanical
Power supply [V/Hz]	230/50
Refrigerant (Std/opt)	R134a/R600a



USS 60 DTKL

Temperature Range [°C]	+1...+10
Climate Class	4(30°C/55 % RH)
Gross/net Volume [l]	45 / 57
Gross/net Weight [kg]	32,5 / 37
Dimensions [W*D*H] [mm]	
▪ Internal	398 x 320 x 442
▪ External	455 x 475 x 715
▪ With Packing	530 x 540 x 840
Loadability [pcs]	
▪ 20ft Dc	88
▪ 40ft Dc	264
▪ 40ft Hc	264
▪ 13,6 Mt Truck	300
Shelves/baskets [pcs]	2
Capacity/Facing [pcs]	
▪ Can (330ml)	55/5
▪ Pet Bottle (500ml)	20/5
Input Power [W]	215
Energy Cons. [kWh/24h]	3,40
Noise Level [dB(A)]	43,1
Type Of Cooling	Mechanical
Power supply [V/Hz]	230/50
Refrigerant (Std/opt)	R134a/R600a



USS 95 DTKL

Temperature Range [°C]	+1...+10
Climate Class	4(30°C/55 % RH)
Gross/net Volume [l]	55 / 85
Gross/net Weight [kg]	37,5 / 43
Dimensions [W*D*H] [mm]	
▪ Internal	410 x 380 x 550
▪ External	480 x 520 x 840
▪ With Packing	560 x 590 x 960
Loadability [pcs]	
▪ 20ft Dc	80
▪ 40ft Dc	160
▪ 40ft Hc	160
▪ 13,6 Mt Truck	184
Shelves/baskets [pcs]	2
Capacity/Facing [pcs]	
▪ Can (330ml)	75/5
▪ Pet Bottle (500ml)	65/5
Input Power [W]	215
Energy Cons. [kWh/24h]	4,50
Noise Level [dB(A)]	44,2
Type Of Cooling	Mechanical
Power supply [V/Hz]	230/50
Refrigerant (Std/opt)	R134a/R600a

Options



Analog Thermometer



Digital Thermometer



Door lock



Self closing lid



Color inner liner



Hangable Cooler



Fan switch



Price holder



Forced shelf

- 2 Sides sticker
- Analog & digital thermometer
- Canopy branding
- Color body

- Color door frame
- Color inner liner
- Color plastic parts
- Forced shelf

- Hangable cooler
- Lock with keys
- Self closing door

COUNTER TOP BOTTLE COOLERS



USS 100 DSCL

Temperature Range [°C]	+1...+10
Climate Class	4(30°C / 55 % RH)
Gross/net Volume [l]	60 / 100
Gross/net Weight [kg]	45,5 / 51
Dimensions [W*D*H] [mm]	
• Internal	560 x 260 x 632
• External	650 x 405 x 940
• With Packing	740 x 460 x 1050
Loadability [pcs]	
• 20ft Dc	76
• 40ft Dc	160
• 40ft Hc	160
• 13,6 Mt Truck	180
Shelves/baskets [pcs]	3
Capacity/Facing [pcs]	
• Can (330ml)	88/8
• Pet Bottle (500ml)	48/8
Input Power [W]	210
Energy Cons. [kWh/24h]	4,60
Noise Level [dB(A)]	45,0
Type Of Cooling	Mechanical
Power supply [V/Hz]	230/50
Refrigerant (Std/opt)	R134a/R600a



USS 160 DTK

Temperature Range [°C]	+1...+10
Climate Class	4(30°C / 55 % RH)
Gross/net Volume [l]	141/133
Gross/net Weight [kg]	52/42
Dimensions [W*D*H] [mm]	
• Internal	516 x 414 x 768
• External	595 x 516 x 870
• With Packing	650 x 565 x 1020
Loadability [pcs]	
• 20ft Dc	72
• 40ft Dc	144
• 13,6 Mt Truck	144
Shelves/baskets [pcs]	2
Capacity/Facing [pcs]	
• Can (330ml)	
• Pet Bottle (500ml)	
Input Power [W]	250
Energy Cons. [kWh/24h]	1,68
Noise Level [dB(A)]	46,2
Type Of Cooling	Mechanical
Power supply [V/Hz]	230 / 50
Refrigerant (Std/opt)	R134a/R600a



USS 190 D2KL

Temperature Range [°C]	+1...+10
Climate Class	4(30°C / 55 % RH)
Gross/net Volume [l]	110 / 170
Gross/net Weight [kg]	73 / 83
Dimensions [W*D*H] [mm]	
• Internal	2x(410 x 380 x 550)
• External	965 x 545 x 840
• With Packing	1055 x 590 x 960
Loadability [pcs]	
• 20ft Dc	40
• 40ft Dc	80
• 40ft Hc	80
• 13,6 Mt Truck	100
Shelves/baskets [pcs]	2x2
Capacity/Facing [pcs]	
• Can (330ml)	150/10
• Pet Bottle (500ml)	130/10
Input Power [W]	230
Energy Cons. [kWh/24h]	9
Noise Level [dB(A)]	47,3
Type Of Cooling	Mechanical
Power supply [V/Hz]	230/50
Refrigerant (Std/opt)	R134a/R600a

Options



Analog Thermometer



Digital Thermometer



Door lock



Self closing lid



Color inner liner



Hangable Cooler



Fan switch



Price holder



Forced shelf

- 2 Sides sticker
- Analog & digital thermometer
- Canopy branding
- Color body
- Color door frame
- Color inner liner
- Color plastic parts
- Forced shelf
- Hangable cooler
- Lock with keys
- Self closing door

CAN COOLERS & OPEN TOP COOLERS



UMD 65 KS

Temperature Range [°C]	+2...+12
Climate Class	3(25°C / 65 % RH)
Gross/net Volume [l]	65/57
Gross/net Weight [kg]	37/32
Dimensions [W*D*H] [mm]	
▪ Internal	470 x 438
▪ External	570 x 980
▪ With Packing	605 x 605 x 1000
Loadability [pcs]	
▪ 20ft Dc	51
▪ 40ft Dc	111
▪ 13,6 Mt Truck	123
Shelves/baskets [pcs]	NA
Capacity/Facing [pcs]	
▪ Can (330ml)	NA
▪ Pet Bottle (500ml)	NA
Input Power [W]	140
Energy Cons. [kWh/24h]	2,60
Noise Level [dB(A)]	42,5
Type Of Cooling	Mechanical
Power supply [V/Hz]	230 / 50
Refrigerant (Std/opt)	R134a/R600a



UMD 110 KS

Temperature Range [°C]	+2...+12
Climate Class	3(25°C / 65 % RH)
Gross/net Volume [l]	110/103
Gross/net Weight [kg]	31/29
Dimensions [W*D*H] [mm]	
▪ Internal	520 x 320 x 570
▪ External	660 x 460 x 970
▪ With Packing	690 x 500 x 1350
Loadability [pcs]	
▪ 20ft Dc	64
▪ 40ft Dc	128
▪ 13,6 Mt Truck	144
Shelves/baskets [pcs]	NA
Capacity/Facing [pcs]	
▪ Can (330ml)	NA
▪ Pet Bottle (500ml)	NA
Input Power [W]	140
Energy Cons. [kWh/24h]	2,60
Noise Level [dB(A)]	42,5
Type Of Cooling	Mechanical
Power supply [V/Hz]	230 / 50
Refrigerant (Std/opt)	R134a/R600a

Options



Illuminated display



Wheel : 4 pcs

SINGLE DOOR BOTTLE COOLERS



USS 220 DTKL

Temperature Range [°C]	+1...+10
Climate Class	4(30°C/55% RH)
Gross/net Volume [l]	190 / 215
Gross/net Weight [kg]	61 / 68
Dimensions [W*D*H] [mm]	
▪ Internal	505 x 462 x 1025
▪ External	595 x 640 x 1435
▪ With Packing	610 x 660 x 1530
Loadability [pcs]	
▪ 20ft Dc	27
▪ 40ft Dc	57
▪ 40ft Hc	57
▪ 13.6 Mt Truck	80
Shelves/baskets [pcs]	3
Capacity/Facing [pcs]	
▪ Can (330ml)	224/7
▪ Pet Bottle (500ml)	154/7
Input Power [W]	250
Energy Cons. [kWh/24h]	3,90
Noise Level [dB(A)]	46,8
Type Of Cooling	Mechanical
Power supply [V/Hz]	230/50
Refrigerant (Std/opt)	R134a/R600a



USS 220 DTK

Temperature Range [°C]	+1...+10
Climate Class	4(30°C / 55 % RH)
Gross/net Volume [l]	215/190
Gross/net Weight [kg]	65/58
Dimensions [W*D*H] [mm]	
▪ Internal	505 x 462 x 1025
▪ External	595 x 640 x 1310
▪ With Packing	665 x 685 x 1480
Loadability [pcs]	
▪ 20ft Dc	24
▪ 40ft Dc	54
▪ 13.6 Mt Truck	60
Shelves/baskets [pcs]	3
Capacity/Facing [pcs]	
▪ Can (330ml)	224/7
▪ Pet Bottle (500ml)	154/7
Input Power [W]	250
Energy Cons. [kWh/24h]	3,90
Noise Level [dB(A)]	46,8
Type Of Cooling	Mechanical
Power supply [V/Hz]	230 / 50
Refrigerant (Std/opt)	R134a/R600a



USS 220 DTK BK

Temperature Range [°C]	+1...+10
Climate Class	4(30°C/55% RH)
Gross/net Volume [l]	190 / 215
Gross/net Weight [kg]	52 / 58
Dimensions [W*D*H] [mm]	
▪ Internal	505 x 462 x 1025
▪ External	595 x 640 x 1310
▪ With Packing	610 x 660 x 1390
Loadability [pcs]	
▪ 20ft Dc	27
▪ 40ft Dc	57
▪ 40ft Hc	57
▪ 13.6 Mt Truck	80
Shelves/baskets [pcs]	3
Capacity/Facing [pcs]	
▪ Can (330ml)	224/7
▪ Pet Bottle (500ml)	154/7
Input Power [W]	250
Energy Cons. [kWh/24h]	2,70
Noise Level [dB(A)]	46,8
Type Of Cooling	Mechanical
Power supply [V/Hz]	230/50
Refrigerant (Std/opt)	R134a/R600a

Options

Door handle	Door handle	Door handle	Self closing lid	Reverse lid	Color inner liner	Forced shelf	Analog Thermometer
Color front grill	Digital Thermometer	Fan switch	Door lock	Price holder	Color plastic parts	Wheels	
• Color door frame	• Forced shelf	• Lock with keys	• Glass sticker	• Reverse lid	• Canopy branding	• Color plastic parts	• 2 Sides sticker
• Color inner liner	• Different handles	• Plastic door frame	• Price tag/holder/sticker	• Self closing door	• Color body	• Fan switch	• Analog & digital thermometer
							• Branded shelf

SINGLE DOOR BOTTLE COOLERS



USS 300 DTKL

Temperature Range [°C]	+1...+10
Climate Class	4(30°C/55% RH)
Gross/net Volume [l]	260 / 290
Gross/net Weight [kg]	74 / 80
Dimensions [W*D*H] [mm]	
▪ Internal	505 x 462 x 1350
▪ External	595 x 640 x 1780
▪ With Packing	610 x 660 x 1860
Loadability [pcs]	
▪ 20ft Dc	27
▪ 40ft Dc	57
▪ 40ft Hc	57
▪ 13,6 Mt Truck	80
Shelves/baskets [pcs]	4
Capacity/Facing [pcs]	
▪ Can (330ml)	331/7
▪ Pet Bottle (500ml)	224/7
Input Power [W]	300
Energy Cons. [kWh/24h]	4,10
Noise Level [dB(A)]	46,8
Type Of Cooling	Mechanical
Power supply [V/Hz]	230/50
Refrigerant (Std/opt)	R134a/R600a



USS 300 DTK

Temperature Range [°C]	+1...+10
Climate Class	4(30°C/55% RH)
Gross/net Volume [l]	269 / 290
Gross/net Weight [kg]	68 / 74
Dimensions [W*D*H] [mm]	
▪ Internal	505 x 462 x 1350
▪ External	595 x 640 x 1640
▪ With Packing	610 x 660 x 1720
Loadability [pcs]	
▪ 20ft Dc	27
▪ 40ft Dc	57
▪ 40ft Hc	57
▪ 13,6 Mt Truck	80
Shelves/baskets [pcs]	4
Capacity/Facing [pcs]	
▪ Can (330ml)	331/7
▪ Pet Bottle (500ml)	224/7
Input Power [W]	290
Energy Cons. [kWh/24h]	3,60
Noise Level [dB(A)]	46,8
Type Of Cooling	Mechanical
Power supply [V/Hz]	230/50
Refrigerant (Std/opt)	R134a/R600a



USS 300 DTK BK

Temperature Range [°C]	+1...+10
Climate Class	4(30°C/55% RH)
Gross/net Volume [l]	260 / 290
Gross/net Weight [kg]	59 / 65
Dimensions [W*D*H] [mm]	
▪ Internal	505 x 462 x 1355
▪ External	595 x 640 x 1640
▪ With Packing	610 x 660 x 1720
Loadability [pcs]	
▪ 20ft Dc	27
▪ 40ft Dc	57
▪ 40ft Hc	57
▪ 13,6 Mt Truck	80
Shelves/baskets [pcs]	4
Capacity/Facing [pcs]	
▪ Can (330ml)	331/7
▪ Pet Bottle (500ml)	224/7
Input Power [W]	290
Energy Cons. [kWh/24h]	2,90
Noise Level [dB(A)]	46,8
Type Of Cooling	Mechanical
Power supply [V/Hz]	230/50
Refrigerant (Std/opt)	R134a/R600a

Options



Door handle



Door handle



Door handle



Self closing lid



Reverse lid



Color inner liner



Forced shelf



Analog Thermometer



Color front grill



Digital Thermometer



Fan switch



Door lock



Price holder



Color plastic parts



Wheels

- Color door frame
- Color inner liner

- Forced shelf
- Different handles

- Lock with keys
- Plastic door frame

- Glass sticker
- Price tag/holder/sticker

- Reverse lid
- Self closing door

- Canopy branding
- Color body

- 2 Sides sticker
- Analog & digital thermometer
- Branded shelf
- Color plastic parts
- Fan switch

SINGLE DOOR BOTTLE COOLERS



USS 374 DTKL

Temperature Range [°C]	+1...+10
Climate Class	4(30°C/55% RH)
Gross/net Volume [l]	345 / 372
Gross/net Weight [kg]	78 / 85
Dimensions [W*D*H] [mm]	
▪ Internal	505 x 462 x 1555
▪ External	595 x 640 x 1980
▪ With Packing	610 x 660 x 2060
Loadability [pcs]	
▪ 20ft Dc	27
▪ 40ft Dc	57
▪ 40ft Hc	57
▪ 13,6 Mt Truck	80
Shelves/baskets [pcs]	5
Capacity/Facing [pcs]	
▪ Can (330ml)	399/7
▪ Pet Bottle (500ml)	259/7
Input Power [W]	370
Energy Cons. [kWh/24h]	5,20
Noise Level [dB(A)]	46,8
Type Of Cooling	Mechanical
Power supply [V/Hz]	230/50
Refrigerant (Std/opt)	R134a/R600a



USS 374 D2KL

Temperature Range [°C]	+1...+10
Climate Class	4(30°C/55% RH)
Gross/net Volume [l]	345 / 372
Gross/net Weight [kg]	79 / 86
Dimensions [W*D*H] [mm]	
▪ Internal	505 x 462 x 1555
▪ External	595 x 640 x 1980
▪ With Packing	610 x 660 x 2060
Loadability [pcs]	
▪ 20ft Dc	27
▪ 40ft Dc	57
▪ 40ft Hc	57
▪ 13,6 Mt Truck	80
Shelves/baskets [pcs]	5
Capacity/Facing [pcs]	
▪ Can (330ml)	399/7
▪ Pet Bottle (500ml)	259/7
Input Power [W]	370
Energy Cons. [kWh/24h]	5,20
Noise Level [dB(A)]	46,8
Type Of Cooling	Mechanical
Power supply [V/Hz]	230/50
Refrigerant (Std/opt)	R134a/R600a



USS 374 DTKLB

Temperature Range [°C]	+1...+10
Climate Class	4(30°C/55% RH)
Gross/net Volume [l]	345 / 380
Gross/net Weight [kg]	83 / 90
Dimensions [W*D*H] [mm]	
▪ Internal	515 x 462 x 1555
▪ External	595 x 626 x 1980
▪ With Packing	610 x 660 x 2060
Loadability [pcs]	
▪ 20ft Dc	27
▪ 40ft Dc	57
▪ 40ft Hc	57
▪ 13,6 Mt Truck	80
Shelves/baskets [pcs]	5
Capacity/Facing [pcs]	
▪ Can (330ml)	476/7
▪ Pet Bottle (500ml)	308/7
Input Power [W]	370
Energy Cons. [kWh/24h]	4,90
Noise Level [dB(A)]	46,8
Type Of Cooling	Mechanical
Power supply [V/Hz]	230/50
Refrigerant (Std/opt)	R134a/R600a

Options



- Color door frame
- Forced shelf
- Lock with keys
- Glass sticker
- Reverse lid
- Canopy branding
- Color inner liner
- Different handles
- Plastic door frame
- Price tag/holder/sticker
- Self closing door
- Color body
- 2 Sides sticker
- Analog & digital thermometer
- Branded shelf
- Color plastic parts
- Fan switch

SINGLE DOOR BOTTLE COOLERS



USS 374 DTKLE

Temperature Range [°C]	+1...+10
Climate Class	4(30°C/55% RH)
Gross/net Volume [l]	345 / 372
Gross/net Weight [kg]	78 / 85
Dimensions [W*D*H] [mm]	
▪ Internal	505 x 462 x 1555
▪ External	595 x 640 x 1980
▪ With Packing	610 x 660 x 2060
Loadability [pcs]	
▪ 20ft Dc	27
▪ 40ft Dc	57
▪ 40ft Hc	57
▪ 13,6 Mt Truck	80
Shelves/baskets [pcs]	5
Capacity/Facing [pcs]	
▪ Can (330ml)	399/7
▪ Pet Bottle (500ml)	259/7
Input Power [W]	370
Energy Cons. [kWh/24h]	5,20
Noise Level [dB(A)]	46,8
Type Of Cooling	Mechanical
Power supply [V/Hz]	230/50
Refrigerant (Std/opt)	R134a/R600a



USS 374 DTK

Temperature Range [°C]	+1...+10
Climate Class	4(30°C/55% RH)
Gross/net Volume [l]	345 / 372
Gross/net Weight [kg]	74 / 81
Dimensions [W*D*H] [mm]	
▪ Internal	505 x 462 x 1555
▪ External	595 x 640 x 1840
▪ With Packing	610 x 660 x 1920
Loadability [pcs]	
▪ 20ft Dc	27
▪ 40ft Dc	57
▪ 40ft Hc	57
▪ 13,6 Mt Truck	80
Shelves/baskets [pcs]	5
Capacity/Facing [pcs]	
▪ Can (330ml)	399/7
▪ Pet Bottle (500ml)	259/7
Input Power [W]	350
Energy Cons. [kWh/24h]	4,80
Noise Level [dB(A)]	46,8
Type Of Cooling	Mechanical
Power supply [V/Hz]	230/50
Refrigerant (Std/opt)	R134a/R600a



USS 374 DTK BKUSS 374 D2KL

Temperature Range [°C]	+1...+10
Climate Class	4(30°C/55% RH)
Gross/net Volume [l]	345 / 372
Gross/net Weight [kg]	64 / 70
Dimensions [W*D*H] [mm]	
▪ Internal	505 x 462 x 1555
▪ External	595 x 640 x 1840
▪ With Packing	610 x 660 x 1920
Loadability [pcs]	
▪ 20ft Dc	?
▪ 40ft Dc	?
▪ 40ft Hc	?
▪ 13,6 Mt Truck	?
Shelves/baskets [pcs]	5
Capacity/Facing [pcs]	
▪ Can (330ml)	399/7
▪ Pet Bottle (500ml)	259/7
Input Power [W]	350
Energy Cons. [kWh/24h]	4,30
Noise Level [dB(A)]	46,8
Type Of Cooling	Mechanical
Power supply [V/Hz]	230/50
Refrigerant (Std/opt)	R134a/R600a

Options



- Color door frame
- Forced shelf
- Lock with keys
- Glass sticker
- Reverse lid
- Canopy branding
- Color inner liner
- Different handles
- Plastic door frame
- Price tag/holder/sticker
- Self closing door
- Color body
- 2 Sides sticker
- Analog & digital thermometer
- Branded shelf
- Color plastic parts
- Fan switch

SINGLE DOOR BOTTLE COOLERS



USS 440 DTKL

Temperature Range [°C]	+1...+10
Climate Class	4(30°C/55% RH)
Gross/net Volume [l]	374 / 438
Gross/net Weight [kg]	101 / 112
Dimensions [W*D*H] [mm]	
▪ Internal	585 x 495 x 1115
▪ External	680 x 655 x 2090
▪ With Packing	760 x 705 x 2230
Loadability [pcs]	
▪ 20ft Dc	24
▪ 40ft Dc	51
▪ 40ft Hc	51
▪ 13,6 Mt Truck	57
Shelves/baskets [pcs]	5
Capacity/Facing [pcs]	
▪ Can (330ml)	504/8
▪ Pet Bottle (500ml)	376/8
Input Power [W]	390
Energy Cons. [kWh/24h]	5,70
Noise Level [dB(A)]	51,6
Type Of Cooling	Mechanical
Power supply [V/Hz]	230/50
Refrigerant (Std/opt)	R134a/R600a



USS 440 DTKLB

Temperature Range [°C]	+1...+10
Climate Class	4(30°C/55% RH)
Gross/net Volume [l]	347 / 412
Gross/net Weight [kg]	100 / 111
Dimensions [W*D*H] [mm]	
▪ Internal	585 x 495 x 1515
▪ External	680 x 655 x 2090
▪ With Packing	760 x 705 x 2230
Loadability [pcs]	
▪ 20ft Dc	24
▪ 40ft Dc	51
▪ 40ft Hc	51
▪ 13,6 Mt Truck	57
Shelves/baskets [pcs]	5
Capacity/Facing [pcs]	
▪ Can (330ml)	504/8
▪ Pet Bottle (500ml)	376/8
Input Power [W]	390
Energy Cons. [kWh/24h]	5,70
Noise Level [dB(A)]	51,6
Type Of Cooling	Mechanical
Power supply [V/Hz]	230/50
Refrigerant (Std/opt)	R134a/R600a



USS 690 DTKL

Temperature Range [°C]	+1...+10
Climate Class	4(30°C/55% RH)
Gross/net Volume [l]	629 / 657
Gross/net Weight [kg]	123 / 136
Dimensions [W*D*H] [mm]	
▪ Internal	702 x 555 x 1682
▪ External	780 x 705 x 2080
▪ With Packing	855 x 780 x 2310
Loadability [pcs]	
▪ 20ft Dc	19
▪ 40ft Dc	42
▪ 40ft Hc	42
▪ 13,6 Mt Truck	46
Shelves/baskets [pcs]	5
Capacity/Facing [pcs]	
▪ Can (330ml)	770/10
▪ Pet Bottle (500ml)	490/10
Input Power [W]	485
Energy Cons. [kWh/24h]	5,90
Noise Level [dB(A)]	53,4
Type Of Cooling	Mechanical
Power supply [V/Hz]	230/50
Refrigerant (Std/opt)	R134a/R600a

Options



Door handle



Door handle



Door handle



Self closing lid



Reverse lid



Color inner liner



Forced shelf



Analog Thermometer



Color front grill



Digital Thermometer



Fan switch



Door lock



Price holder



Color plastic parts



Wheels

- Color door frame
- Color inner liner

- Forced shelf
- Different handles

- Lock with keys
- Plastic door frame

- Glass sticker
- Price tag/holder/sticker

- Reverse lid
- Self closing door

- Canopy branding
- Color body

- 2 Sides sticker
- Analog & digital thermometer
- Branded shelf
- Color plastic parts
- Fan switch

DOUBLE DOOR BOTTLE COOLERS



USS 748 D2KL

Temperature Range [°C]	+1...+10
Climate Class	4(30°C/55% RH)
Gross/net Volume [l]	690 / 744
Gross/net Weight [kg]	154 / 166
Dimensions [W*D*H] [mm]	
▪ Internal	2x(505 x 462 x 1555)
▪ External	1190 x 640 x 1980
▪ With Packing	1270 x 720 x 2080
Loadability [pcs]	
▪ 20ft Dc	13
▪ 40ft Dc	27
▪ 40ft Hc	27
▪ 13,6 Mt Truck	31
Shelves/baskets [pcs]	5x2
Capacity/Facing [pcs]	
▪ Can (330ml)	(399/7)x2
▪ Pet Bottle (500ml)	(259/7)x2
Input Power [W]	730
Energy Cons. [kWh/24h]	9,80
Noise Level [dB(A)]	46,8
Type Of Cooling	Mechanical
Power supply [V/Hz]	230/50
Refrigerant (Std/opt)	R134a/R600a



USS 1100 DSCL

Temperature Range [°C]	+1...+10
Climate Class	4(30°C/55% RH)
Gross/net Volume [l]	686 / 988,5
Gross/net Weight [kg]	171 / 186
Dimensions [W*D*H] [mm]	
▪ Internal	1000 x 652 x 1533
▪ External	1110 x 822 x 2000
▪ With Packing	1170 x 870 x 2160
Loadability [pcs]	
▪ 20ft Dc	12
▪ 40ft Dc	26
▪ 40ft Hc	26
▪ 13,6 Mt Truck	30
Shelves/baskets [pcs]	5
Capacity/Facing [pcs]	
▪ Can (330ml)	1190/15
▪ Pet Bottle (500ml)	833/15
Input Power [W]	850
Energy Cons. [kWh/24h]	10,80
Noise Level [dB(A)]	55,4
Type Of Cooling	Mechanical
Power supply [V/Hz]	230/50
Refrigerant (Std/opt)	R134a/R600a

Options



Analog Thermometer



Digital Thermometer



White Inner Liner

- 2 Sides sticker
- Analog & digital thermometer
- Canopy branding
- Color body
- Color door frame
- Color inner liner
- Color plastic parts
- Forced shelf
- Lock with keys
- Self closing door
- Hinged doors

DOUBLE DOOR BOTTLE COOLERS



USS 1000 DSCL

Temperature Range [°C]	+1...+10
Climate Class	4(30°C/55% RH)
Gross/net Volume [l]	524 / 771
Gross/net Weight [kg]	150 / 160
Dimensions [W*D*H] [mm]	
▪ Internal	890 x 572 x 1533
▪ External	1000 x 742 x 2000
▪ With Packing	1040 x 790 x 2160
Loadability [pcs]	
▪ 20ft Dc	14
▪ 40ft Dc	30
▪ 40ft Hc	30
▪ 13,6 Mt Truck	34
Shelves/baskets [pcs]	5
Capacity/Facing [pcs]	
▪ Can (330ml)	910/13
▪ Pet Bottle (500ml)	546/13
Input Power [W]	700
Energy Cons. [kWh/24h]	8,70
Noise Level [dB(A)]	55,4
Type Of Cooling	Mechanical
Power supply [V/Hz]	230/50
Refrigerant (Std/opt)	R134a/R600a



USS 1200 DSCL

Temperature Range [°C]	+1...+10
Climate Class	4(30°C/55% RH)
Gross/net Volume [l]	645 / 945
Gross/net Weight [kg]	164 / 178
Dimensions [W*D*H] [mm]	
▪ Internal	1090 x 572 x 1533
▪ External	1200 x 742 x 2000
▪ With Packing	1240 x 790 x 2160
Loadability [pcs]	
▪ 20ft Dc	11
▪ 40ft Dc	24
▪ 40ft Hc	24
▪ 13,6 Mt Truck	31
Shelves/baskets [pcs]	5
Capacity/Facing [pcs]	
▪ Can (330ml)	1120/16
▪ Pet Bottle (500ml)	672/16
Input Power [W]	850
Energy Cons. [kWh/24h]	10,70
Noise Level [dB(A)]	55,4
Type Of Cooling	Mechanical
Power supply [V/Hz]	230/50
Refrigerant (Std/opt)	R134a/R600a

Options



Analog Thermometer



Digital Thermometer



White Inner Liner

- 2 Sides sticker
- Analog & digital thermometer
- Canopy branding
- Color body
- Color door frame
- Color inner liner
- Color plastic parts
- Forced shelf
- Lock with keys
- Self closing door
- Hinged doors

DOUBLE DOOR BOTTLE COOLERS



USS 1000 D2KL

Temperature Range [°C]	-----	+1...+10
Climate Class	-----	4(30°C / 55 % RH)
Gross/net Volume [l]	-----	524 / 771
Gross/net Weight [kg]	-----	150 / 160
Dimensions [W*D*H] [mm]		
• Internal	-----	1090 x 572 x 1533
• External	-----	1200 x 742 x 2000
• With Packing	-----	1240 x 790 x 2160
Loadability [pcs]		
• 20ft Dc	-----	14
• 40ft Dc	-----	30
• 40ft Hc	-----	30
• 13,6 Mt Truck	-----	34
Shelves/baskets [pcs]	-----	5
Capacity/Facing [pcs]		
• Can (330ml)	-----	910/13
• Pet Bottle (500ml)	-----	546/13
Input Power [W]	-----	700
Energy Cons. [kWh/24h]	-----	8,70
Noise Level [dB(A)]	-----	55,4
Type Of Cooling	-----	Mechanical
Power supply [V/Hz]	-----	230 / 50
Refrigerant (Std/opt)	-----	R134a/R600a



USS 1200 D2KL

Temperature Range [°C]	-----	+1...+10
Climate Class	-----	4(30°C / 55 % RH)
Gross/net Volume [l]	-----	771/524
Gross/net Weight [kg]	-----	160/150
Dimensions [W*D*H] [mm]		
• Internal	-----	890 x 572 x 1533
• External	-----	1000 x 742 x 2000
• With Packing	-----	1060 x 790 x 2160
Loadability [pcs]		
• 20ft Dc	-----	14
• 40ft Dc	-----	30
• 13,6 Mt Truck	-----	38
Shelves/baskets [pcs]	-----	5
Capacity/Facing [pcs]		
• Can (330ml)	-----	910/13
• Pet Bottle (500ml)	-----	546/13
Input Power [W]	-----	700
Energy Cons. [kWh/24h]	-----	8,70
Noise Level [dB(A)]	-----	55,4
Type Of Cooling	-----	Mechanical
Power supply [V/Hz]	-----	230 / 50
Refrigerant (Std/opt)	-----	R134a/R600a

Options



Analog Thermometer



Digital Thermometer



White Inner Liner

- 2 Sides sticker
- Analog & digital thermometer
- Canopy branding
- Color body
- Color door frame
- Color inner liner
- Color plastic parts
- Forced shelf
- Lock with keys
- Self closing door
- Hinged doors

SUB-ZERO BOTTLE COOLERS



USS 95 DTKL SZ

Temperature Range [°C]	-2.5...+1
Climate Class	4(30°C / 55 % RH)
Gross/net Volume [l]	85/65
Gross/net Weight [kg]	43/37,5
Dimensions [W*D*H] [mm]	
▪ Internal	410 x 380 x 550
▪ External	480 x 520 x 840
▪ With Packing	580 x 600 x 960
Loadability [pcs]	
▪ 20ft Dc	72
▪ 40ft Dc	160
▪ 13,6 Mt Truck	184
Shelves/baskets [pcs]	2
Capacity/Facing [pcs]	
▪ Can (330ml)	75/5
▪ Pet Bottle (500ml)	65/5
Input Power [W]	215
Energy Cons. [kWh/24h]	4,50
Noise Level [dB(A)]	44,2
Type Of Cooling	Mechanical
Power supply [V/Hz]	230 / 50
Refrigerant (Std/opt)	R134a/R600a



USS 374 DTKL SZ

Temperature Range [°C]	-2.5...+1
Climate Class	4(30°C / 55 % RH)
Gross/net Volume [l]	372/345
Gross/net Weight [kg]	90/80
Dimensions [W*D*H] [mm]	
▪ Internal	505 x 462 x 1555
▪ External	595 x 640 x 1980
▪ With Packing	665 x 685 x 2150
Loadability [pcs]	
▪ 20ft Dc	24
▪ 40ft Dc	54
▪ 13,6 Mt Truck	60
Shelves/baskets [pcs]	5
Capacity/Facing [pcs]	
▪ Can (330ml)	399/7
▪ Pet Bottle (500ml)	259/7
Input Power [W]	550
Energy Cons. [kWh/24h]	7,70
Noise Level [dB(A)]	46,8
Type Of Cooling	Mechanical
Power supply [V/Hz]	230 / 50
Refrigerant (Std/opt)	R134a/R600a



USS 374 DTKL SZ BK

Temperature Range [°C]	-2.5...+1
Climate Class	4(30°C / 55 % RH)
Gross/net Volume [l]	372/345
Gross/net Weight [kg]	85/75,5
Dimensions [W*D*H] [mm]	
▪ Internal	505 x 462 x 1555
▪ External	595 x 640 x 1980
▪ With Packing	665 x 685 x 2080
Loadability [pcs]	
▪ 20ft Dc	24
▪ 40ft Dc	54
▪ 13,6 Mt Truck	60
Shelves/baskets [pcs]	5
Capacity/Facing [pcs]	
▪ Can (330ml)	399/7
▪ Pet Bottle (500ml)	259/7
Input Power [W]	330
Energy Cons. [kWh/24h]	4,80
Noise Level [dB(A)]	46,8
Type Of Cooling	Mechanical
Power supply [V/Hz]	230 / 50
Refrigerant (Std/opt)	R134a/R600a

Options



Door Handle



Door Handle



Door Handle



Fan Switch



Self Closing Lid



Reverse Lid



Door Lock



Forced Shelf



Price Holder



Wheels

- 2 Sides sticker
- Digital thermometer
- Branded Shelf
- Canopy branding

- Color body
- Color door frame
- Color inner liner
- Color plastic parts

- Fan Switch
- Forced shelf
- Different handles
- Glass Sticker
- Price tag/holder/sticker

- Lock with keys
- Plastic door frame
- Reverse Lid
- Self closing door
- 4 Castors

SUB-ZERO BOTTLE COOLERS



USS 440 DTKL SZ

Temperature Range [°C]	-2,5...+1
Climate Class	4(30°C / 55% RH)
Gross/net Volume [l]	438/374
Gross/net Weight [kg]	112/101
Dimensions [W*D*H] [mm]	
▪ Internal	585 x 495 x 1515
▪ External	680 x 655 x 2090
▪ With Packing	760 x 705 x 2230
Loadability [pcs]	
▪ 20ft Dc	24
▪ 40ft Dc	51
▪ 13,6 Mt Truck	57
Shelves/baskets [pcs]	5
Capacity/Facing [pcs]	
▪ Can (330ml)	504/8
▪ Pet Bottle (500ml)	376/8
Input Power [W]	550
Energy Cons. [kWh/24h]	7,90
Noise Level [dB(A)]	51,6
Type Of Cooling	Mechanical
Power supply [V/Hz]	230 / 50
Refrigerant (Std/opt)	R134a/R600a

USS 440 DTKL SZ BK

Temperature Range [°C]	-2,5...+1
Climate Class	4(30°C / 55% RH)
Gross/net Volume [l]	438/374
Gross/net Weight [kg]	112/101
Dimensions [W*D*H] [mm]	
▪ Internal	585 x 495 x 1515
▪ External	680 x 655 x 2090
▪ With Packing	760 x 705 x 2230
Loadability [pcs]	
▪ 20ft Dc	24
▪ 40ft Dc	51
▪ 13,6 Mt Truck	57
Shelves/baskets [pcs]	5
Capacity/Facing [pcs]	
▪ Can (330ml)	504/8
▪ Pet Bottle (500ml)	376/8
Input Power [W]	390
Energy Cons. [kWh/24h]	4,50
Noise Level [dB(A)]	51,6
Type Of Cooling	Mechanical
Power supply [V/Hz]	230 / 50
Refrigerant (Std/opt)	R134a/R600a

Options



Door Handle



Door Handle



Door Handle



Fan Switch



Self Closing Lid



Reverse Lid



Door Lock



Forced Shelf



Price Holder



Wheels

- 2 Sides sticker
- Digital thermometer
- Branded Shelf
- Canopy branding

- Color body
- Color door frame
- Color inner liner
- Color plastic parts

- Fan Switch
- Forced shelf
- Different handles
- Glass Sticker
- Price tag/holder/sticker

- Lock with keys
- Plastic door frame
- Reverse Lid
- Self closing door
- 4 Castors

PREMIUM COOLERS



USS 95 DTK Premium

Temperature Range [°C]	+1...+10
Climate Class	4(30°C / 55 % RH)
Gross/net Volume [l]	85/55
Gross/net Weight [kg]	43/37,5
Dimensions [W*D*H] [mm]	
▪ Internal	410 x 380 x 550
▪ External	480 x 520 x 840
▪ With Packing	580 x 600 x 960
Loadability [pcs]	
▪ 20ft Dc	72
▪ 40ft Dc	160
▪ 13,6 Mt Truck	184
Shelves/baskets [pcs]	2
Capacity/Facing [pcs]	
▪ Can (330ml)	75/5
▪ Pet Bottle (500ml)	65/5
Input Power [W]	215
Energy Cons. [kWh/24h]	4,50
Noise Level [dB(A)]	44,2
Type Of Cooling	Mechanical
Power supply [V/Hz]	230 / 50
Refrigerant (Std/opt)	R134a/R600a



USS 220 DTK Premium

Temperature Range [°C]	+1...+10
Climate Class	4(30°C/55 % RH)
Gross/net Volume [l]	190 / 215
Gross/net Weight [kg]	64 / 71
Dimensions [W*D*H] [mm]	
▪ Internal	505 x 461 x 1020
▪ External	595 x 662 x 1426
▪ With Packing	665 x 685 x 1500
Loadability [pcs]	
▪ 20ft Dc	24
▪ 40ft Dc	54
▪ 40ft Hc	54
▪ 13,6 Mt Truck	60
Shelves/baskets [pcs]	3
Capacity/Facing [pcs]	
▪ Can (330ml)	224/7
▪ Pet Bottle (500ml)	154/7
Input Power [W]	250
Energy Cons. [kWh/24h]	3,90
Noise Level [dB(A)]	46,8
Type Of Cooling	Mechanical
Power supply [V/Hz]	230/50
Refrigerant (Std/opt)	R134a/R600a

PREMIUM COOLERS



USS 275 DTK Premium

Temperature Range [°C]	+1...+10
Climate Class	4(30°C / 55 % RH)
Gross/net Volume [l]	295/242
Gross/net Weight [kg]	97/85
Dimensions [W*D*H] [mm]	
▪ Internal	424 x 498 x 1408
▪ External	587 x 591 x 1833
▪ With Packing	640 x 640 x 1970
Loadability [pcs]	
▪ 20ft Dc	27
▪ 40ft Dc	54
▪ 13,6 Mt Truck	63
Shelves/baskets [pcs]	5
Capacity/Facing [pcs]	
▪ Can (330ml)	
▪ Pet Bottle (500ml)	
Input Power [W]	270
Energy Cons. [kWh/24h]	3,50
Noise Level [dB(A)]	46,8
Type Of Cooling	Mechanical
Power supply [V/Hz]	230 / 50
Refrigerant (Std/opt)	R134a/R600a



USS 275 DTKL Premium

Temperature Range [°C]	+1...+10
Climate Class	4(30°C / 55 % RH)
Gross/net Volume [l]	295/242
Gross/net Weight [kg]	97/85
Dimensions [W*D*H] [mm]	
▪ Internal	424 x 498 x 1408
▪ External	500 x 640 x 1980
▪ With Packing	570 x 685 x 2080
Loadability [pcs]	
▪ 20ft Dc	32
▪ 40ft Dc	68
▪ 13,6 Mt Truck	79
Shelves/baskets [pcs]	4
Capacity/Facing [pcs]	
▪ Can (330ml)	
▪ Pet Bottle (500ml)	
Input Power [W]	270
Energy Cons. [kWh/24h]	3,50
Noise Level [dB(A)]	46,8
Type Of Cooling	Mechanical
Power supply [V/Hz]	230 / 50
Refrigerant (Std/opt)	R134a/R600a

PREMIUM COOLERS



USS 300 DTK Premium

Temperature Range [°C]	+1...+10
Climate Class	4(30°C / 55% RH)
Gross/net Volume [l]	290/260
Gross/net Weight [kg]	88/80
Dimensions [W*D*H] [mm]	
▪ Internal	500 x 445 x 1355
▪ External	595 x 665 x 1720
▪ With Packing	665 x 685 x 1820
Loadability [pcs]	
▪ 20ft Dc	24
▪ 40ft Dc	54
▪ 13,6 Mt Truck	60
Shelves/baskets [pcs]	4
Capacity/Facing [pcs]	
▪ Can (330ml)	331/7
▪ Pet Bottle (500ml)	224/7
Input Power [W]	290
Energy Cons. [kWh/24h]	3,60
Noise Level [dB(A)]	46,8
Type Of Cooling	Mechanical
Power supply [V/Hz]	230 / 50
Refrigerant (Std/opt)	R134a/R600a



USS 374 DTK LEAN

Temperature Range [°C]	+1...+10
Climate Class	4(30°C / 55% RH)
Gross/net Volume [l]	372/345
Gross/net Weight [kg]	74,5/69
Dimensions [W*D*H] [mm]	
▪ Internal	525 x 465 x 1555
▪ External	595 x 640 x 1840
▪ With Packing	665 x 685 x 2010
Loadability [pcs]	
▪ 20ft Dc	24
▪ 40ft Dc	54
▪ 13,6 Mt Truck	60
Shelves/baskets [pcs]	5
Capacity/Facing [pcs]	
▪ Can (330ml)	399/7
▪ Pet Bottle (500ml)	259/7
Input Power [W]	340
Energy Cons. [kWh/24h]	2,84
Noise Level [dB(A)]	46,8
Type Of Cooling	Mechanical
Power supply [V/Hz]	230 / 50
Refrigerant (Std/opt)	R134a/R600a

PREMIUM COOLERS



USS 690 DTKL LCD

Temperature Range [°C]	+1...+10
Climate Class	4(30°C / 55 % RH)
Gross/net Volume [l]	657/495
Gross/net Weight [kg]	136/123
Dimensions [W*D*H] [mm]	
▪ Internal	702 x 555 x 1682
▪ External	780 x 705 x 2080
▪ With Packing	855 x 780 x 2220
Loadability [pcs]	
▪ 20ft Dc	18
▪ 40ft Dc	42
▪ 13,6 Mt Truck	48
Shelves/baskets [pcs]	5
Capacity/Facing [pcs]	
▪ Can (330ml)	770/10
▪ Pet Bottle (500ml)	490/10
Input Power [W]	485
Energy Cons. [kWh/24h]	5,90
Noise Level [dB(A)]	53,4
Type Of Cooling	Mechanical
Power supply [V/Hz]	230 / 50
Refrigerant (Std/opt)	R134a/R600a



USS 700 DTKL CD

Temperature Range [°C]	+1...+10
Climate Class	4(30°C / 55 % RH)
Gross/net Volume [l]	666/577
Gross/net Weight [kg]	140/132
Dimensions [W*D*H] [mm]	
▪ Internal	702 x 555 x 1790
▪ External	780 x 755 x 2130
▪ With Packing	855 x 780 x 2220
Loadability [pcs]	
▪ 20ft Dc	18
▪ 40ft Dc	42
▪ 13,6 Mt Truck	48
Shelves/baskets [pcs]	5
Capacity/Facing [pcs]	
▪ Can (330ml)	840/10
▪ Pet Bottle (500ml)	560/10
Input Power [W]	427
Energy Cons. [kWh/24h]	5,90
Noise Level [dB(A)]	53,4
Type Of Cooling	Mechanical
Power supply [V/Hz]	230 / 50
Refrigerant (Std/opt)	R134a/R600a

PREMIUM COOLERS



USS 1800 D5K


Temperature Range [°C]	+1 - +10
Climate Class	4(30°C / 55% RH)
Gross/net Volume [l]	372x3- 336x3
Gross/net Weight [kg]	239/223
Dimensions [W*D*H] [mm]	
▪ Internal	3x525x645x1555
▪ External	1805x640x1836
▪ With Packing	1845x655x1970
Loadability pcs	
▪ 20ft Dc	9
▪ 40ft Dc	18
▪ 13,6 Mt Truck	21
Shelves/baskets	12
Capacity/Facing	7
▪ Can (330ml)	1338
▪ Pet Bottle (500ml)	960
Input Power [W]	624
Energy Cons. [kWh/24h]	8,50
Noise Level [dB(A)]	54
Type Of Cooling	Mechanical
Power supply [V/Hz]	230/50
Refrigerant (Std/opt)	R134a/R600a

PREMIUM COOLERS



USS 95 DTK

Temperature Range [°C]	+1 - +10
Climate Class	4 (30°C / %55 RH)
Gross/net Volume [l]	85/55
Gross/net Weight [kg]	43/37,5
Dimensions [W*D*H] [mm]	
▪ Internal	410x380x550
▪ External	480x520x840
▪ With Packing	580x600x960
Loadability [pcs]	
▪ 20ft Dc	72
▪ 40ft Dc	160
▪ 13,6 Mt Truck	184
Shelves/baskets [pcs]	2
Capacity/Facing [pcs]	5
▪ Can (330ml)	75/5
▪ Pet Bottle (500ml)	65/5
Input Power [W]	215
Type Of Cooling	Mechanical
Power supply [V/Hz]	230 / 50
Refrigerant (Std/opt)	R134a/R600a



USS 374 DTKL

Temperature Range [°C]	+1...+10
Climate Class	4(30°C / 55% RH)
Gross/net Volume [l]	372/345
Gross/net Weight [kg]	85/78
Dimensions [W*D*H] [mm]	
▪ Internal	505x462x1555
▪ External	595x640x1980
▪ With Packing	665x685x2150
Loadability [pcs]	
▪ 20ft Dc	24
▪ 40ft Dc	54
▪ 13,6 Mt Truck	60
Shelves/baskets [pcs]	5
Capacity/Facing [pcs]	
▪ Can (330ml)	399/7
▪ Pet Bottle (500ml)	259/7
Input Power [W]	370
Energy Cons. [kWh/24h]	5,20
Noise Level [dB(A)]	46,8
Type Of Cooling	Mechanical
Power supply [V/Hz]	230 / 50
Refrigerant (Std/opt)	R134a/R600a

PREMIUM COOLERS



USS 1200 D2KL

Temperature Range [°C]	+1...+10
Climate Class	4(30°C / 55 % RH)
Gross/net Volume [l]	945/645
Gross/net Weight [kg]	178/164
Dimensions [W*D*H] [mm]	
▪ Internal	1090x572x1533
▪ External	1200x742x2000
▪ With Packing	1260x790x2160
Loadability [pcs]	
▪ 20ft Dc	17
▪ 40ft Dc	24
▪ 13,6 Mt Truck	31
Shelves/baskets [pcs]	5
Capacity/Facing [pcs]	
▪ Can (330ml)	1120/16
▪ Pet Bottle (500ml)	672/16
Input Power [W]	850
Energy Cons. [kWh/24h]	10,70
Noise Level [dB(A)]	55,4
Type Of Cooling	Mechanical
Power supply [V/Hz]	230 / 50
Refrigerant (Std/opt)	R134a/R600a



USS 1500 D3K

Temperature Range [°C]	+1...+10
Climate Class	4(30°C / 55 % RH)
Gross/net Volume [l]	1208 / 1148
Gross/net Weight [kg]	219 / 214
Dimensions [W*D*H] [mm]	
▪ Internal	1390x571x1522
▪ External	1500x720x2044
▪ With Packing	1555x750x2065
Loadability [pcs]	
▪ 20ft Dc	10
▪ 40ft Dc	23
▪ 13,6 Mt Truck	26
Shelves/baskets	12
Input Power [W]	1200
Energy Cons. [kWh/24h]	20,0
Noise Level [dB(A)]	63
Type Of Cooling	Mechanical
Power supply [V/Hz]	230/50
Refrigerant (Std/opt)	R404A/R290

WINE COOLERS



USS 374 DTKB SRP

Temperature Range [°C]	+10...+20
Climate Class	4(30°C / 55% RH)
Gross/net Volume [l]	372/345
Gross/net Weight [kg]	83,4/74
Dimensions [W*D*H] [mm]	
▪ Internal	505 x 662 x 1555
▪ External	595 x 640 x 1840
▪ With Packing	665 x 685 x 1940
Loadability [pcs]	
▪ 20ft Dc	24
▪ 40ft Dc	54
▪ 13,6 Mt Truck	60
Shelves/baskets [pcs]	5
Capacity/Facing [pcs]	
▪ Can (330ml)	NA
▪ Pet Bottle (500ml)	NA
Input Power [W]	270
Energy Cons. [kWh/24h]	2,50
Noise Level [dB(A)]	46,8
Type Of Cooling	Mechanical
Power supply [V/Hz]	230 / 50
Refrigerant (Std/opt)	R134a/R600a



USS 374 DTK SRP

Temperature Range [°C]	+10...+20
Climate Class	4(30°C / 55% RH)
Gross/net Volume [l]	372/345
Gross/net Weight [kg]	83,4/74
Dimensions [W*D*H] [mm]	
▪ Internal	505 x 662 x 1555
▪ External	595 x 640 x 1840
▪ With Packing	665 x 685 x 1940
Loadability [pcs]	
▪ 20ft Dc	24
▪ 40ft Dc	54
▪ 13,6 Mt Truck	60
Shelves/baskets [pcs]	5
Capacity/Facing [pcs]	
▪ Can (330ml)	NA
▪ Pet Bottle (500ml)	NA
Input Power [W]	270
Energy Cons. [kWh/24h]	2,50
Noise Level [dB(A)]	46,8
Type Of Cooling	Mechanical
Power supply [V/Hz]	230 / 50
Refrigerant (Std/opt)	R134a/R600a



USS 374 DTK BK SRP

Temperature Range [°C]	+10...+20
Climate Class	4(30°C / 55% RH)
Gross/net Volume [l]	372/345
Gross/net Weight [kg]	74,4/65
Dimensions [W*D*H] [mm]	
▪ Internal	505 x 662 x 1555
▪ External	595 x 640 x 1840
▪ With Packing	665 x 685 x 1940
Loadability [pcs]	
▪ 20ft Dc	24
▪ 40ft Dc	54
▪ 13,6 Mt Truck	60
Shelves/baskets [pcs]	5
Capacity/Facing [pcs]	
▪ Can (330ml)	NA
▪ Pet Bottle (500ml)	NA
Input Power [W]	270
Energy Cons. [kWh/24h]	1,60
Noise Level [dB(A)]	46,8
Type Of Cooling	Mechanical
Power supply [V/Hz]	230 / 50
Refrigerant (Std/opt)	R134a/R600a

Options



Color inner liner



Special Shelf



Special Shelf



Color plastic parts

OPEN FRONT COOLERS



UMD 670 AS

Temperature Range [°C]	+2...+12
Climate Class	3(25°C/60% RH)
Gross/net Volume [l]	670 / 305
Gross/net Weight [kg]	225/ 213
Dimensions [W*D*H] [mm]	
• Internal	710 x 640 x 1400
• External	800 x 1000 x 2155
• With Packing	890 x 1050 x 2213
Loadability [pcs]	
• 20ft Dc	12
• 40ft Dc	26
• 40ft Hc	26
• 13,6 Mt Truck	30
Shelves/baskets [pcs]	NA
Capacity/Facing [pcs]	
• Can (330ml)	NA
• Pet Bottle (500ml)	NA
Input Power [W]	1450
Energy Cons. [kWh/24h]	20,00
Noise Level [dB(A)]	58,5
Type Of Cooling	Mechanical
Power supply [V/Hz]	230/50
Refrigerant (Std/opt)	R134a/R600a



UMD 1100 AS

Temperature Range [°C]	+2...+12
Climate Class	3(25°C/60% RH)
Gross/net Volume [l]	1100 / 750
Gross/net Weight [kg]	318/ 300
Dimensions [W*D*H] [mm]	
• Internal	1170 x 640 x 1400
• External	1260 x 1070 x 2262
• With Packing	1350 x 1120 x 2320
Loadability [pcs]	
• 20ft Dc	8
• 40ft Dc	17
• 40ft Hc	17
• 13,6 Mt Truck	20
Shelves/baskets [pcs]	NA
Capacity/Facing [pcs]	
• Can (330ml)	NA
• Pet Bottle (500ml)	NA
Input Power [W]	1670
Energy Cons. [kWh/24h]	29,00
Noise Level [dB(A)]	61,5
Type Of Cooling	Mechanical
Power supply [V/Hz]	230/50
Refrigerant (Std/opt)	R134a/R600a

MEDICAL COOLERS



UMS 220 DTKL

Temperature Range [°C]	+1...+10
Climate Class	4(30°C / 55% RH)
Gross/net Volume [l]	227/223
Gross/net Weight [kg]	78/71
Dimensions [W*D*H] [mm]	
▪ Internal	495 x 485 x 939
▪ External	595 x 629 x 1486
▪ With Packing	665 x 665 x 1655
Loadability [pcs]	
▪ 20ft Dc	24
▪ 40ft Dc	54
▪ 13,6 Mt Truck	60
Shelves/baskets [pcs]	4
Input Power [W]	250
Energy Cons. [kWh/24h]	1,5
Noise Level [dB(A)]	46,8
Type Of Cooling	Electronic
Power supply [V/Hz]	230 / 50
Refrigerant (Std/opt)	R600a



UMS 380 DTKL





Temperature Range [°C]	+1...+10
Climate Class	4(30°C / 55% RH)
Gross/net Volume [l]	354 / 349
Gross/net Weight [kg]	95 / 88
Dimensions [W*D*H] [mm]	
▪ Internal	495 x 485 x 1475
▪ External	595 x 529 x 2016
▪ With Packing	665 x 665 x 2186
Loadability [pcs]	
▪ 20ft Dc	24
▪ 40ft Dc	54
▪ 13,6 Mt Truck	60
Shelves/baskets [pcs]	7
Input Power [W]	250
Energy Cons. [kWh/24h]	1,7
Noise Level [dB(A)]	47,5
Type Of Cooling	Electronic
Power supply [V/Hz]	230 / 50
Refrigerant (Std/opt)	R600a



SUPERMARKET FREEZERS & COOLERS

- Tempered Glass
- Low investment and operation cost
- Maintenance-free refrigeration systems
- Various Installation possibilities in market (stand alone-in line up-island)
- Lower energy consumption by using electronic controller
- Large, useful capacity
- Different color options for frames for orders more than 100 pcs in quantity
- Compact and ergonomic design, allowing more product display
- 12 adjustable shelves
- Adjustable electronic thermostat
- Power LED for perfect product display and lower energy consumption
- Tempered Glass

SUPERMARKET FREEZERS & COOLERS

	stand alone
	line up
	back to back (as an island)
	back to back with crown end (as an island with crown end)

Installation Options



SUPERMARKET FREEZERS & COOLERS



UMD 1450 D BODRUM

Temperature Range [°C]	0/+10 -18...-23 0...+10/-18...-23
Climate Class	3(25°C/60% RH)
Net/Gross Volume [l]	443/585 466/585 443/585
Net/Gross Weight [kg]	132/147 111/126 132/147
Dimensions [W*D*H] [mm]	
▪ Internal	1320x720x600
▪ External	1456x858x890
▪ With Packing	1520x920x1000
Loadability [pcs]	
▪ 20ft Dc	12
▪ 40ft Dc	30
▪ 13,6 Mt Truck	36
Shelves/baskets [pcs]	Opt
Input Power [W]	470 490 490
Energy Cons. [kWh/24h]	3,16 6,65 6,65
Noise Level [dB(A)]	53,1
Type Of Cooling	Electronic
Power supply [V/Hz]	230/50
Refrigerant (Std/opt)	R404a/R290

SUPERMARKET FREEZERS & COOLERS



UMD 1850 GB S BODRUM UMD 1850 GB D BODRUM UMD 1850 GB D/S BODRUM

Temperature Range [°C]	0...+10 -18...-23
Climate Class	0...+10/-18...-23 3(25°C/60% RH)
Net/Gross Volume [l]	468/666 470/666 468/666
Net/Gross Weight [kg]	132/147 111/126 132/147
Dimensions [W*D*H] [mm]	
▪ Internal	1720x720x525
▪ External	1856x858x815
▪ With Packing	1920x920x925
Loadability [pcs]	
▪ 20ft Dc	12
▪ 40ft Dc	24
▪ 13,6 Mt Truck	28
Shelves/baskets [pcs]	Opt
Input Power [W]	490 500 500
Energy Cons. [kWh/24h]	3,76 7,25 7,25
Noise Level [dB(A)]	54,5
Type Of Cooling	Electronic
Power supply [V/Hz]	230/50
Refrigerant (Std/opt)	R404a/R290

UMD 1850 S BODRUM UMD 1850 D BODRUM UMD 1850 D/S BODRUM

Temperature Range [°C]	0...+10 -18...-23
Climate Class	0...+10/-18...-23 3(25°C/60% RH)
Net/Gross Volume [l]	550/789 563/789 550/789
Net/Gross Weight [kg]	144/160 122/138 144/160
Dimensions [W*D*H] [mm]	
▪ Internal	1720x720x602
▪ External	1858x858x890
▪ With Packing	1920x920x1000
Loadability [pcs]	
▪ 20ft Dc	12
▪ 40ft Dc	26
▪ 40ft Hc	26
▪ 13,6 Mt Truck	28
Shelves/baskets [pcs]	Opt
Input Power [W]	490 500 500
Energy Cons. [kWh/24h]	3,76 7,25 7,25
Noise Level [dB(A)]	54,5
Type Of Cooling	Electronic
Power supply [V/Hz]	230/50
Refrigerant (Std/opt)	R404a/R290

SUPERMARKET FREEZERS & COOLERS



UMD 2100 S BODRUM UMD 2100 D BODRUM UMD 2100 D/S BODRUM

Temperature Range [°C]	0...+10 -18...-23
Climate Class	0...+10/-18...-23 3(25°C/60% RH)
Net/Gross Volume [l]	641/912 653/912 641/912
Net/Gross Weight [kg]	175/193 152/170 175/194
Dimensions [W*D*H] [mm]	
▪ Internal	1970x720x600
▪ External	2106x858x910
▪ With Packing	2170x920x1000
Loadability [pcs]	
▪ 20ft Dc	12
▪ 40ft Dc	26
▪ 40ft Hc	26
▪ 13,6 Mt Truck	28
Shelves/baskets [pcs]	Opt
Input Power [W]	660 560 560
Energy Cons. [kWh/24h]	4,35 8,07 8,07
Noise Level [dB(A)]	57,1
Type Of Cooling	Electronic
Power supply [V/Hz]	230/50
Refrigerant (Std/opt)	R404a/R290

UMD 2500 S BODRUM UMD 2500 D BODRUM UMD 2500 D/S BODRUM

Temperature Range [°C]	0...+10 -18...-23
Climate Class	0...+10/-18...-23 3(25°C/60% RH)
Net/Gross Volume [l]	786/1109 797/1109 786/1109
Net/Gross Weight [kg]	200/219 172/191 200/219
Dimensions [W*D*H] [mm]	
▪ Internal	2370x720x600
▪ External	2506x858x910
▪ With Packing	2570x920x1000
Loadability [pcs]	
▪ 20ft Dc	8
▪ 40ft Dc	16
▪ 40ft Hc	16
▪ 13,6 Mt Truck	20
Shelves/baskets [pcs]	Opt
Input Power [W]	700 590 590
Energy Cons. [kWh/24h]	4,60 10,50 10,50
Noise Level [dB(A)]	59,3
Type Of Cooling	Electronic
Power supply [V/Hz]	230/50
Refrigerant (Std/opt)	R404a/R290

SUPERMARKET FREEZERS & COOLERS



USS 1500 D3K

Temperature Range [°C]	+1...+10
Climate Class	4(30°C/55% RH)
Gross/net Volume [l]	1148/1208
Gross/net Weight [kg]	206,5/211,5
Dimensions [W*D*H] [mm]	
▪ Internal	1390x571x1522
▪ External	1500x720x2044
▪ With Packing	1555x750x2065
Loadability [pcs]	
▪ 20ft Dc	10
▪ 40ft Dc	22
▪ 40ft Hc	22
▪ 13,6 Mt Truck	25
Shelves/baskets [pcs]	12
Input Power [W]	1200
Energy Cons. [kWh/24h]	7,8
Noise Level [dB(A)]	62,8
Type Of Cooling	Mechanical
Power supply [V/Hz]	230/50
Refrigerant (Std/opt)	R134a

SUPERMARKET FREEZERS & COOLERS



UFR 1500 DIK 3D

Temperature Range [°C]	-18/-23
Climate Class	3 (25 C -60%RH)
Gross/net Volume [l]	1208/1148
Gross/net Weight [kg]	224/229
Dimensions [W*D*H] [mm]	
▪ Internal	1492x585x1518
▪ External	1600x760x2030
▪ With Packing	1660x795x2070
Loadability [pcs]	
▪ 20ft Dc	7
▪ 40ft Dc	15
▪ 40ft Hc	15
▪ 13,6 Mt Truck	24
Shelves/baskets	12
Input Power [W]	1200
Energy Cons. [kWh/24h]	20,0
Noise Level [dB(A)]	63
Type Of Cooling	Mechanical
Power supply [V/Hz]	230/50
Refrigerant (Std/opt)	R404A/R290

POOL TYPE SHOWCASES



UMD 200 HD

Temperature Range [°C]	+1...+10
Climate Class	3(25°C / 60% RH)
Gross/net Volume [l]	200/165
Gross/net Weight [kg]	138/128
Dimensions [W*D*H] [mm]	
▪ Internal	705 x 1075 x 295
▪ External	1015 x 1255 x 905
▪ With Packing	1040 x 1280 x 1010
Loadability [pcs]	
▪ 20ft Dc	9
▪ 40ft Dc	20
▪ 40ft Hc	20
▪ 13,6 Mt Truck	23
Shelves/baskets [pcs]	NA
Input Power [W]	900
Energy Cons. [kWh/24h]	15,00
Noise Level [dB(A)]	54,5
Type Of Cooling	Mechanical
Power supply [V/Hz]	230 / 50
Refrigerant (Std/opt)	R404a/R290

UMD 200 HS

Temperature Range [°C]	+1...+10
Climate Class	3(25°C / 60% RH)
Gross/net Volume [l]	200/165
Gross/net Weight [kg]	138/128
Dimensions [W*D*H] [mm]	
▪ Internal	705 x 1075 x 295
▪ External	1015 x 1255 x 905
▪ With Packing	1040 x 1280 x 1010
Loadability [pcs]	
▪ 20ft Dc	9
▪ 40ft Dc	20
▪ 40ft Hc	20
▪ 13,6 Mt Truck	23
Shelves/baskets [pcs]	NA
Input Power [W]	900
Energy Cons. [kWh/24h]	15,00
Noise Level [dB(A)]	54,5
Type Of Cooling	Mechanical
Power supply [V/Hz]	230 / 50
Refrigerant (Std/opt)	R404a/R290

ICE CREAM SHOW CASES

- Excellent display for various of ice cream
- Tempered and heated serving glass
- Easy-to-move and heated serving glass
- Easy to mount and dismount the ice cream boxes
- Digital controller and automatic defrost system allowing constant temperature
- 4 wheels for easy movement
- Optional panel with light



SHOW CASES FOR ICE CREAM



UDR 7 B

Temperature Range [°C]	-12...-22
Climate Class	4(30°C / 55% RH)
Ice cream box Volume [l]	4,8
No of ice cream box	14
Gross/net Weight [kg]	144/134
Dimensions [W*D*H] [mm]	
▪ Internal	1220 x 550 x 500
▪ External	1360 x 720 x 1250
▪ With Packing	1380 x 780 x 1310
Loadability [pcs]	
▪ 20ft Dc	12
▪ 40ft Dc	25
▪ 40ft Hc	25
▪ 13,6 Mt Truck	28
Shelves/baskets [pcs]	NA
Input Power [W]	900
Energy Cons. [kWh/24h]	14,00
Noise Level [dB(A)]	55,0
Type Of Cooling	Electronic
Power supply [V/Hz]	230 / 50
Refrigerant (Std/opt)	R404a/R290



UDR 9 B

Temperature Range [°C]	-12...-22
Climate Class	4(30°C / 55% RH)
Ice cream box Volume [l]	4,8
No of ice cream box	18
Gross/net Weight [kg]	188/177
Dimensions [W*D*H] [mm]	
▪ Internal	1535 x 550 x 500
▪ External	1680 x 720 x 1250
▪ With Packing	1750 x 780 x 1310
Loadability [pcs]	
▪ 20ft Dc	9
▪ 40ft Dc	19
▪ 40ft Hc	19
▪ 13,6 Mt Truck	22
Shelves/baskets [pcs]	NA
Input Power [W]	1050
Energy Cons. [kWh/24h]	16,50
Noise Level [dB(A)]	55,0
Type Of Cooling	Electronic
Power supply [V/Hz]	230 / 50
Refrigerant (Std/opt)	R404a/R290

Options



Color body



Color body



Special casing



Branding



Serving glass

SHOW CASES FOR ICE CREAM



UDR 12 BEYAZIT

Temperature Range [°C]	-12...-22
Climate Class	4(30°C / 55% RH)
Ice cream box Volume [l]	4,8
No of ice cream box	24
Gross/net Weight [kg]	236/226
Dimensions [W*D*H] [mm]	
▪ Internal	990 x 918 x 225
▪ External	1175 x 1130 x 1340
▪ With Packing	1200 x 1170 x 1450
Loadability [pcs]	
▪ 20ft Dc	8
▪ 40ft Dc	20
▪ 40ft Hc	20
▪ 13,6 Mt Truck	22
Shelves/baskets [pcs]	NA
Input Power [W]	1250
Energy Cons. [kWh/24h]	20,00
Noise Level [dB(A)]	55,0
Type Of Cooling	Electronic
Power supply [V/Hz]	230 / 50
Refrigerant (Std/opt)	R404a/R290



UDR 12 BARBAROS

Temperature Range [°C]	-12...-22
Climate Class	4(30°C / 55% RH)
Ice cream box Volume [l]	4,8
No of ice cream box	24
Gross/net Weight [kg]	239/229
Dimensions [W*D*H] [mm]	
▪ Internal	990 x 918 x 225
▪ External	1175 x 1130 x 1340
▪ With Packing	1200 x 1170 x 1450
Loadability [pcs]	
▪ 20ft Dc	8
▪ 40ft Dc	20
▪ 40ft Hc	20
▪ 13,6 Mt Truck	22
Shelves/baskets [pcs]	NA
Input Power [W]	1250
Energy Cons. [kWh/24h]	20,00
Noise Level [dB(A)]	55,0
Type Of Cooling	Electronic
Power supply [V/Hz]	230 / 50
Refrigerant (Std/opt)	R404a/R290

SHOW CASES FOR ICE CREAM



UDR 12 KANUNI

Temperature Range [°C]	-12...-22
Climate Class	4(30°C / 55 % RH)
Ice cream box Volume [l]	4,8
No of ice cream box	24
Gross/net Weight [kg]	240/230
Dimensions [W*D*H] [mm]	
• Internal	990 x 918 x 225
• External	1175 x 1130 x 1340
• With Packing	1200 x 1170 x 1450
Loadability [pcs]	
• 20ft Dc	8
• 40ft Dc	20
• 40ft Hc	20
• 13,6 Mt Truck	22
Shelves/baskets [pcs]	NA
Input Power [W]	1250
Energy Cons. [kWh/24h]	20,00
Noise Level [dB(A)]	55,0
Type Of Cooling	Electronic
Power supply [V/Hz]	230 / 50
Refrigerant (Std/opt)	R404a/R290



UDR 12 YAVUZ

Temperature Range [°C]	-12...-22
Climate Class	4(30°C / 55 % RH)
Ice cream box Volume [l]	4,8
No of ice cream box	24
Gross/net Weight [kg]	236/226
Dimensions [W*D*H] [mm]	
• Internal	990 x 918 x 225
• External	1150 x 1130 x 1340
• With Packing	1200 x 1170 x 1450
Loadability [pcs]	
• 20ft Dc	8
• 40ft Dc	20
• 40ft Hc	20
• 13,6 Mt Truck	22
Shelves/baskets [pcs]	NA
Input Power [W]	1250
Energy Cons. [kWh/24h]	20,00
Noise Level [dB(A)]	55,0
Type Of Cooling	Electronic
Power supply [V/Hz]	230 / 50
Refrigerant (Std/opt)	R404a/R290

SHOW CASES FOR ICE CREAM



UDR 18 ERTUĞRUL

Temperature Range [°C]	-12...-22
Climate Class	4(30°C / 55% RH)
Ice cream box Volume [l]	4,8
No of ice cream box	36
Gross/net Weight [kg]	341/330
Dimensions [W*D*H] [mm]	
▪ Internal	1180 x 918 x 225
▪ External	1725 x 1130 x 1340
▪ With Packing	1750 x 1170 x 1450
Loadability [pcs]	
▪ 20ft Dc	6
▪ 40ft Dc	13
▪ 40ft Hc	13
▪ 13.6 Mt Truck	15
Shelves/baskets [pcs]	NA
Input Power [W]	1250
Energy Cons. [kWh/24h]	20,00
Noise Level [dB(A)]	55,0
Type Of Cooling	Electronic
Power supply [V/Hz]	230 / 50
Refrigerant (Std/opt)	R404a/R290

SHOW CASES FOR ICE CREAM



UDR 5 SCE

Temperature Range [°C]	-12...-22
Climate Class	4(30°C / 55% RH)
Ice cream box Volume [l]	4,8
No of ice cream box	5
Gross/net Weight [kg]	74/60
Dimensions [W*D*H] [mm]	
▪ Internal	890 x 510 x 708 x 610
▪ External	1010 x 615 x 949 x 829
▪ With Packing	1100 x 750 x 1010
Loadability [pcs]	
▪ 20ft Dc	30
▪ 40ft Dc	64
▪ 40ft Hc	64
▪ 13,6 Mt Truck	72
Shelves/baskets [pcs]	NA
Input Power [W]	220
Energy Cons. [kWh/24h]	2,90
Noise Level [dB(A)]	52,3
Type Of Cooling	Mechanical
Power supply [V/Hz]	230 / 50
Refrigerant (Std/opt)	R404a/R290

UDR 7 SCE

Temperature Range [°C]	-12...-22
Climate Class	4(30°C / 55% RH)
Ice cream box Volume [l]	4,8
No of ice cream box	7
Gross/net Weight [kg]	105/93
Dimensions [W*D*H] [mm]	
▪ Internal	1180 x 495 x 708 x 610
▪ External	1300 x 615 x 949 x 829
▪ With Packing	1400 x 750 x 1010
Loadability [pcs]	
▪ 20ft Dc	24
▪ 40ft Dc	50
▪ 40ft Hc	50
▪ 13,6 Mt Truck	56
Shelves/baskets [pcs]	NA
Input Power [W]	300
Energy Cons. [kWh/24h]	4,90
Noise Level [dB(A)]	53,8
Type Of Cooling	Mechanical
Power supply [V/Hz]	230 / 50
Refrigerant (Std/opt)	R404a/R290

UDR 8 SCE

Temperature Range [°C]	+12...-22
Climate Class	4(30°C / 55% RH)
Ice cream box Volume [l]	4,8
No of ice cream box	8
Gross/net Weight [kg]	105/93
Dimensions [W*D*H] [mm]	
▪ Internal	1180 x 495 x 708 x 610
▪ External	1300 x 615 x 949 x 829
▪ With Packing	1400 x 750 x 1010
Loadability [pcs]	
▪ 20ft Dc	24
▪ 40ft Dc	50
▪ 40ft Hc	50
▪ 13,6 Mt Truck	56
Shelves/baskets [pcs]	NA
Input Power [W]	300
Energy Cons. [kWh/24h]	4,90
Noise Level [dB(A)]	53,8
Type Of Cooling	Mechanical
Power supply [V/Hz]	230 / 50
Refrigerant (Std/opt)	R404a/R290

Options



Color body



Color body



Special casing



for UDD7 SCE

Branding



for UDD7 SCE

Serving glass

SHOW CASES FOR ICE CREAM



UDR 12 BULUT

Temperature Range [°C]	-12...-22
Climate Class	4(30°C / 55% RH)
Ice cream box Volume [l]	4,8
No of ice cream box	24
Gross/net Weight [kg]	291/276
Dimensions [W*D*H] [mm]	
▪ Internal	990 x 918 x 225
▪ External	1159x 1120 x 1387
▪ With Packing	1185x 1245 x 1450
Loadability [pcs]	
▪ 20ft Dc	6
▪ 40ft Dc	13
▪ 40ft Hc	13
▪ 13,6 Mt Truck	15
Shelves/baskets [pcs]	NA
Input Power [W]	1250
Energy Cons. [kWh/24h]	20,00
Noise Level [dB(A)]	55,0
Type Of Cooling	Electronic
Power supply [V/Hz]	230 / 50
Refrigerant (Std/opt)	R404a



UDR 12 PİRAMİT

Temperature Range [°C]	-12...-22
Climate Class	4(30°C / 55% RH)
Ice cream box Volume [l]	4,8
No of ice cream box	24
Gross/net Weight [kg]	291/276
Dimensions [W*D*H] [mm]	
▪ Internal	990 x 918 x 225
▪ External	1159x 1147 x 1429
▪ With Packing	1185x 1186 x 1500
Loadability [pcs]	
▪ 20ft Dc	6
▪ 40ft Dc	13
▪ 40ft Hc	13
▪ 13,6 Mt Truck	15
Shelves/baskets [pcs]	NA
Input Power [W]	1250
Energy Cons. [kWh/24h]	20,00
Noise Level [dB(A)]	55,0
Type Of Cooling	Electronic
Power supply [V/Hz]	230 / 50
Refrigerant (Std/opt)	R404a

SHOW CASES FOR ICE CREAM



Storage Bowl

UDR 14 ANKA

Temperature Range [°C]	-12...-22
Climate Class	4(30°C / 55% RH)
Ice cream box Volume [l]	4,8
No of ice cream box	28
Gross/net Weight [kg]	619/479
Dimensions [W*D*H] [mm]	
▪ Internal	1320 x 790 x 710
▪ External	1385 x 1122 x 1429
▪ With Packing	1470 x 1210 x 1275
Loadability [pcs]	
▪ 20ft Dc	6
▪ 40ft Dc	13
▪ 40ft Hc	13
▪ 13,6 Mt Truck	15
Shelves/baskets [pcs]	NA
Input Power [W]	1250
Energy Cons. [kWh/24h]	20,00
Noise Level [dB(A)]	55,0
Type Of Cooling	Electronic
Power supply [V/Hz]	230 / 50
Refrigerant (Std/opt)	R404a

COLD BEVERAGE DISPENSERS

- Perfect display for beverages and buttermilk
- Available in various volumes suitable for both high and low density
- Transparent tank and steel body available for branding applications
- Seperable parts allowing ideal cleaning



COLD BEVERAGE DISPENSERS



USM 10

Temperature Range [°C]	+5...+10
Climate Class	4(30°C / 55% RH)
Gross/net Volume [l]	11/10
Gross/net Weight [kg]	22/20,5
Dimensions [W*D*H] [mm]	
▪ External	180 x 500 x 580
▪ With Packing	280 x 580 x 670
Loadability [pcs]	
▪ 20ft Dc	240
▪ 40ft Dc	672
▪ 40ft Hc	672
▪ 13,6 Mt Truck	768
Shelves/baskets [pcs]	NA
Power supply [V/Hz]	230/50
Refrigerant (Std/opt)	R134a



USM 20 A

Temperature Range [°C]	+5...+10
Climate Class	4(30°C / 55% RH)
Gross/net Volume [l]	22/20
Gross/net Weight [kg]	24/22
Dimensions [W*D*H] [mm]	
▪ External	180 x 500 x 705
▪ With Packing	280 x 580 x 780
Loadability [pcs]	
▪ 20ft Dc	240
▪ 40ft Dc	672
▪ 40ft Hc	672
▪ 13,6 Mt Truck	768
Shelves/baskets [pcs]	NA
Power supply [V/Hz]	230/50
Refrigerant (Std/opt)	R134a

COLD BEVERAGE DISPENSERS



USM 20

Temperature Range [°C]	+5...+10
Climate Class	4(30°C / 55% RH)
Gross/net Volume [l]	22/20
Gross/net Weight [kg]	24/23
Dimensions [W*D*H] [mm]	
• External	180 x 500 x 705
• With Packing	280 x 580 x 780
Loadability [pcs]	
• 20ft Dc	240
• 40ft Dc	672
• 40ft Hc	672
• 13,6 Mt Truck	768
Shelves/baskets [pcs]	NA
Power supply [V/Hz]	230/50
Refrigerant (Std/opt)	R134a



USM 4X20 A

Temperature Range [°C]	+5...+10
Climate Class	4(30°C / 55% RH)
Gross/net Volume [l]	88/80
Gross/net Weight [kg]	55/51
Dimensions [W*D*H] [mm]	
• External	720 x 500 x 705
• With Packing	820 x 580 x 780
Loadability [pcs]	
• 20ft Dc	84
• 40ft Dc	168
• 40ft Hc	168
• 13,6 Mt Truck	192
Shelves/baskets [pcs]	NA
Power supply [V/Hz]	230/50
Refrigerant (Std/opt)	R134a

COLD BEVERAGE DISPENSERS



USM 10+10 S/A

Temperature Range [°C]	+5...+10
Climate Class	4(30°C / 55 % RH)
Gross/net Volume [l]	22/20
Gross/net Weight [kg]	32/30
Dimensions [W*D*H] [mm]	
• External	360 x 500 x 580
• With Packing	460 x 580 x 670
Loadability [pcs]	
• 20ft Dc	150
• 40ft Dc	416
• 40ft Hc	416
• 13.6 Mt Truck	464
Shelves/baskets [pcs]	NA
Power supply [V/Hz]	230/50
Refrigerant (Std/opt)	R134a



USM 20+10 S/A

Temperature Range [°C]	+5...+10
Climate Class	4(30°C / 55 % RH)
Gross/net Volume [l]	33/30
Gross/net Weight [kg]	42/39,5
Dimensions [W*D*H] [mm]	
• External	540 x 500 x 580
• With Packing	640 x 580 x 670
Loadability [pcs]	
• 20ft Dc	108
• 40ft Dc	288
• 40ft Hc	288
• 13.6 Mt Truck	336
Shelves/baskets [pcs]	NA
Power supply [V/Hz]	230/50
Refrigerant (Std/opt)	R134a

COLD BEVERAGE DISPENSERS



USM 20+20 S/A

Temperature Range [°C]	+5...+10
Climate Class	4(30°C / 55% RH)
Gross/net Volume [l]	44/40
Gross/net Weight [kg]	34/32,5
Dimensions [W*D*H] [mm]	
▪ External	360 x 500 x 705
▪ With Packing	460 x 580 x 780
Loadability [pcs]	
▪ 20ft Dc	150
▪ 40ft Dc	416
▪ 40ft Hc	416
▪ 13,6 Mt Truck	464
Shelves/baskets [pcs]	NA
Power supply [V/Hz]	230/50
Refrigerant (Std/opt)	R134a



USM 40+20 S/A

Temperature Range [°C]	+5...+10
Climate Class	4(30°C / 55% RH)
Gross/net Volume [l]	60/66
Gross/net Weight [kg]	43/46
Dimensions [W*D*H] [mm]	
▪ External	540 x 500 x 705
▪ With Packing	640 x 580 x 780
Loadability [pcs]	
▪ 20ft Dc	108
▪ 40ft Dc	216
▪ 40ft Hc	216
▪ 13,6 Mt Truck	252
Shelves/baskets [pcs]	NA
Power supply [V/Hz]	230/50
Refrigerant (Std/opt)	R134a



PASTRY DISPLAY CABINETS

- Perfect design with 4 sides tempered glass to display pastry
- Correct temperature for protection the freshness of the pastry
- Attractive wooden covering for UPD 1
- Internal lighting and glass shelves for better display
- Self turning shelves
- Easy-to-move with wheels

PASTRY DISPLAY CABINETS



UPR 1

Temperature Range [°C] +5...+10
 Climate Class 4(30°C / 55% RH)
 Gross/net Volume [l] 460/464
 Gross/net Weight [kg] 170/176
 Dimensions [W*D*H][mm]
 • External 700 x 730 x 1790
 • With Packing 750 x 770 x 1950
 Loadability [pcs]
 • 20ft Dc 21
 • 40ft Dc 48
 • 40ft Hc 48
 • 13,6 Mt Truck 54
 Shelves/baskets [pcs] ... Mechanical
 Power supply [V/Hz] 230
 Refrigerant (Std/opt) R134a



UPR 2

Temperature Range [°C] +5...+10
 Climate Class 4(30°C / 55% RH)
 Gross/net Volume [l] 460/575
 Gross/net Weight [kg] 205/215
 Dimensions [W*D*H][mm]
 • External 775 x 805 x 1785
 • With Packing 920 x 950 x 2050
 Loadability [pcs]
 • 20ft Dc 12
 • 40ft Dc 26
 • 40ft Hc 26
 • 13,6 Mt Truck 28
 Shelves/baskets [pcs] ... Mechanical
 Power supply [V/Hz] 230
 Refrigerant (Std/opt) R134a

PASTRY DISPLAY CABINETS



UPR 3

Temperature Range [°C]	+5...+10
Climate Class	4(30°C / 55 % RH)
Gross/net Volume [l]	1413/1422
Gross/net Weight [kg]	370/385
Dimensions [W*D*H] [mm]	
▪ External	2010 x 700 x 1790
▪ With Packing	2060 x 750 x 1950
Loadability [pcs]	
▪ 20ft Dc	8
▪ 40ft Dc	17
▪ 40ft Hc	17
▪ 13,6 Mt Truck	19
Shelves/baskets [pcs]	Mechanical
Power supply [V/Hz]	230
Refrigerant (Std/opt)	R134a



UPR 1 A

Temperature Range [°C]	+5...+10
Climate Class	4(30°C / 55 % RH)
Gross/net Volume [l]	460/575
Gross/net Weight [kg]	205/215
Dimensions [W*D*H] [mm]	
▪ External	775 x 805 x 1785
▪ With Packing	920 x 950 x 2050
Loadability [pcs]	
▪ 20ft Dc	12
▪ 40ft Dc	26
▪ 40ft Hc	26
▪ 13,6 Mt Truck	28
Shelves/baskets [pcs]	Mechanical
Power supply [V/Hz]	230
Refrigerant (Std/opt)	R134a



ICE MACHINES

- Three different models for various needs
- Direct connection to water supply
- Stainless steel external body
- Easy-to-access lid
- Direct connection to drainage

WATER DISPENSER

- Direct cold water from the tap instantly
- Direct connection to water supply in USS 85
- Inner tank made of stainless steel/cromium-nickel
- Direct connection to water supply
- Direct connection to drainage

WATER DISPENSER -ICE MACHINES



USP 85

Temperature Range [°C]	+5...+10
Climate Class	4(30°C / 55% RH)
Gross/net Volume [l]	57/75
Gross/net Weight [kg]	52/56
Dimensions [W*D*H] [mm]		
▪ External	600 x 415 x 1385
▪ With Packing	640 x 480 x 1420
Loadability [pcs]		
▪ 20ft Dc	36
▪ 40ft Dc	75
▪ 40ft Hc	75
▪ 13,6 Mt Truck	105
Type Of Cooling	Electronic
Power supply [V/Hz]	230/50
Refrigerant (Std/opt)	R134a



UBM 30

Ice Making Capacity (kg/24h)	32
Ice Capacity For One Cycle (pcs)	24
Weight Of Ice (g)	20...25
Ice Storage Capacity (kg)	10...12
Gross/Net Weight[kg]	46/48
Dimensions [W*D*H] [mm]		
▪ External	520 x 625 x 660
▪ With Packing	550 x 645 x 695
Loadability [pcs]		
▪ 20ft Dc	300
▪ 40ft Dc	600
▪ 40ft Hc	600
▪ 13,6 Mt Truck	800
Type Of Cooling	Electronic
Power supply [V/Hz]	230/50
Refrigerant (Std/opt)	R134a

ICE MACHINES



UBM 60


Ice Making Capacity (kg/24h)	48
Ice Capacity For One Cycle (pcs)	32
Weight Of Ice (g)	20...25
Ice Storage Capacity (kg)	20...24
Gross/Net Weight[kg]	63/65
Dimensions [W*D*H][mm]	
▪ External	600 x 565 x 880
▪ With Packing	615 x 590 x 910
Loadability [pcs]	
▪ 20ft Dc	60
▪ 40ft Dc	120
▪ 40ft Hc	120
▪ 13,6 Mt Truck	138
Type Of Cooling	Electronic
Power supply [V/Hz]	230/50
Refrigerant (Std/opt)	R134a




UBM 100

Ice Making Capacity (kg/24h)	75
Ice Capacity For One Cycle (pcs)	40
Weight Of Ice (g)	20...25
Ice Storage Capacity (kg)	35...40
Gross/Net Weight[kg]	71/74
Dimensions [W*D*H][mm]	
▪ External	680 x 560 x 1130
▪ With Packing	700 x 600 x 1170
Loadability [pcs]	
▪ 20ft Dc	54
▪ 40ft Dc	120
▪ 40ft Hc	120
▪ 13,6 Mt Truck	152
Type Of Cooling	Electronic
Power supply [V/Hz]	230/50
Refrigerant (Std/opt)	R134a

NOTES



NOTES





Yeni Sanayi Mahallesi Devlet Kara Yolu Caddesi No : 127/C Nazilli – AYDIN /TURKEY Phone: +90 256 316 10 00 (pbx) Fax: +90 256 316 10 31
Uğur Plaza, Mahmutbey Mah. Peyami Safa Cad. Doğukan Sok. No: 9 Bağcılar – İSTANBUL/TURKEY Phone: +90 212 624 32 28 (pbx) Fax: +90 212 598 94 26

www.ugur.com • export@ugur.com